

Statistics

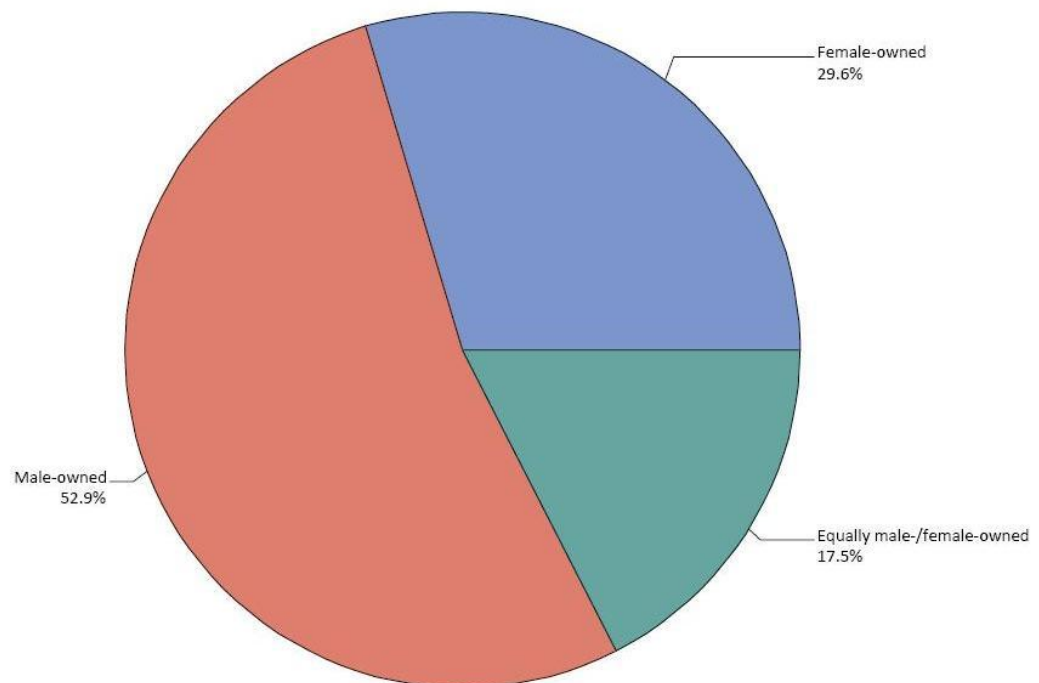
Women- owned business in United States

- In 2007, women owned 7.8 million businesses and accounted for 28.7 percent of all businesses nationwide, according to the U.S. Census Bureau's Survey of Business Owners. These firms generated \$1.2 trillion in receipts, about 3.9 percent of all business receipts nationwide.

All U.S. Firms Classifiable by Gender, Ethnicity, Race, and Veteran Status

Number of Firms by Gender: 2007

Total: 26,304,525



Source: U.S. Census Bureau, 2007 Survey of Business Owners - Released December 7, 2010

- Businesses owned equally by men and women numbered 4.6 million firms (17.0 percent of all businesses) and generated \$1.3 trillion in receipts (4.2 percent of all receipts).
- The percentage of women-owned businesses was fairly constant from state to state. In every state, women owned at least a fifth of the businesses and the percentage exceeded 30 percent in several states.

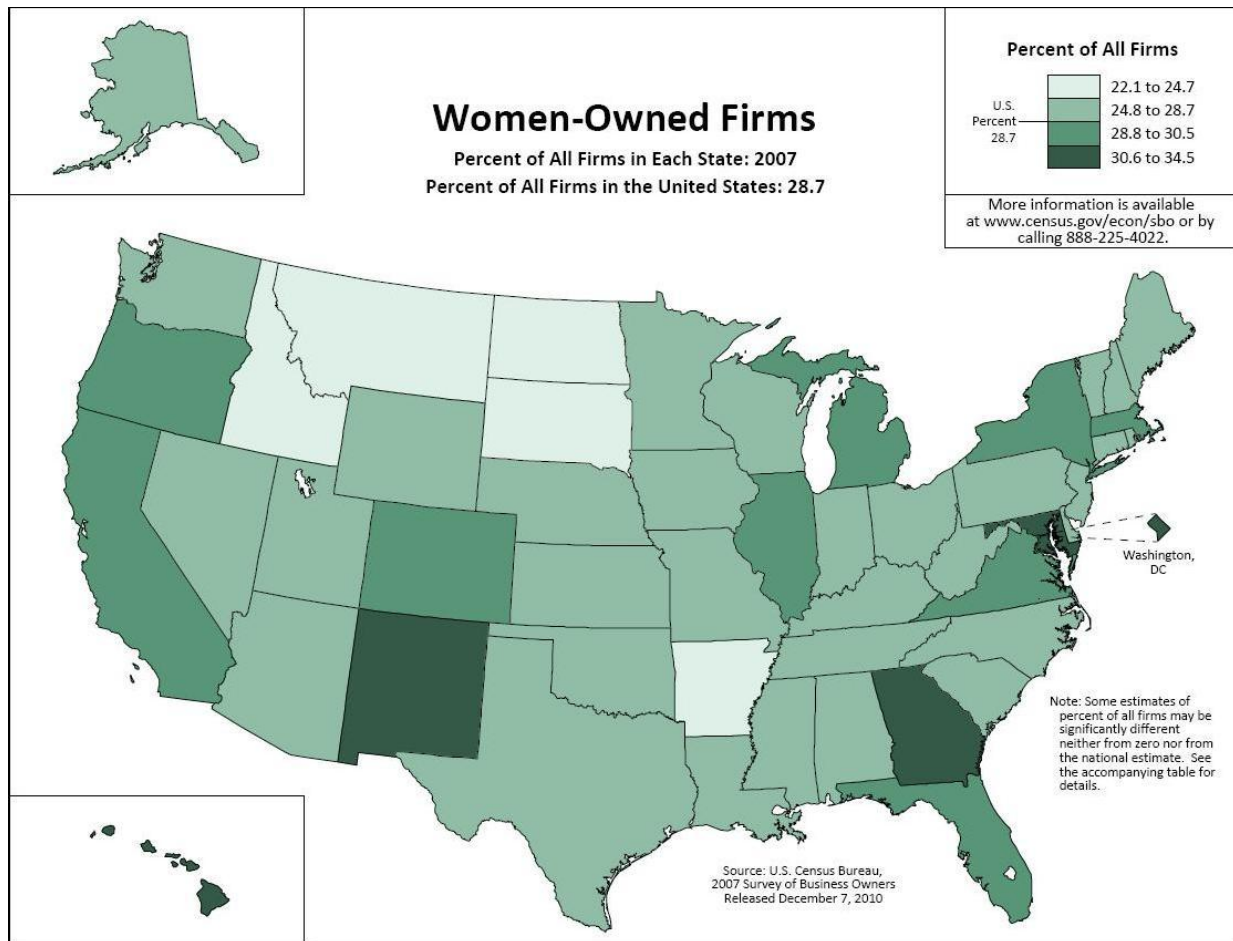
The three states with the largest number of women-owned businesses in 2007 were California, Texas and New York.

- California had 1.0 million women-owned businesses, or 13.3 percent of all women-owned businesses in the United States.
- Texas had 610,162 women-owned businesses, or 7.8 percent of all women-owned businesses in the United States.
- New York had 594,421 women-owned businesses, or 7.6 percent.

The three counties with the largest number of women-owned businesses in 2007 were Los Angeles County, Calif. (316,583); Cook County, Ill., (165,272); and Miami-Dade County, Fla., (116,533).

The three cities with the largest number of women-owned businesses in 2007 were New York (305,145), Los Angeles (136,626) and Chicago (92,132).

The three metropolitan statistical areas with the largest number of women-owned businesses were New York-Northern New Jersey-Long Island (604,647); Los Angeles-Long Beach-Santa Ana (409,872); and Chicago-Naperville-Joliet (271,068).



In 2007, 6.9 million women-owned U.S. firms had no paid employees.

- These nonemployer firms generated \$182.3 billion in receipts.
- In 2007, nonemployers accounted for 88.3 percent of the total number of women-owned U.S. firms and 15.3 percent of gross receipts.
- Average receipts for these women-owned U.S. nonemployer firms in 2007 were \$26,486.

There were 910,761 women-owned U.S. employer firms.

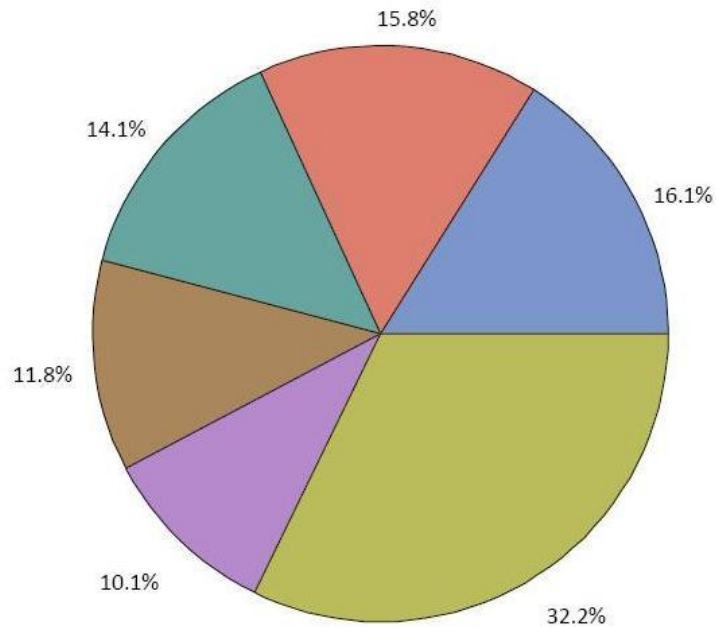
- These firms employed 7.6 million persons, had a total payroll of \$217.6 billion, and generated \$1.0 trillion in receipts.
- In 2007, employer firms accounted for 11.7 percent of the total number of women-owned U.S. firms and 84.7 percent of women-owned U.S. firms' gross receipts.
- Average receipts for these women-owned U.S. employer firms in 2007 were \$1.1 million.
- There were 141,893 women-owned businesses earning more than \$1.0 million in 2007, 1.8 percent of all women-owned businesses.
- These businesses generated \$828.9 billion in receipts (69.7 percent of all women-owned business receipts).
- There were 7,644 women-owned businesses employing 100 or more people, 0.8 percent of all women-owned employer businesses.
- These businesses generated \$357.9 billion in receipts (35.5 percent of all women-owned employer business receipts).

51% or More Women Owned Businesses

In some industries, women controlled a significant share of the businesses.

- For example, women-owned businesses accounted for 52.0 percent of all businesses operating in the health care and social assistance sector.
- Nearly half of all women-owned businesses (45.9 percent) operated in repair and maintenance; personal and laundry services; health care and social assistance; and professional, scientific and technical services.
- Women-owned businesses account for 28 percent of all businesses in the United States and represent about 775,000 new startups per year and account for 55 percent of new startups.
- 84.8 percent of all businesses owned by women are sole proprietorships.

Women-Owned Firms
Number of Firms by Kind of Business: 2007
Total: 7,793,364



NAICS Sectors

- Repair and maintenance, and personal and laundry services
- Health care and social assistance
- Professional, scientific, and technical services
- Retail trade
- Administrative and support and waste management and remediation services
- All other industries

Note: Firms with more than one domestic establishment are counted in each industry in which they operated but only once in the total for all sectors.
 Source: U.S. Census Bureau, 2007 Survey of Business Owners - Released December 7, 2010

Wholesale trade and retail trade accounted for 36.1 percent of women-owned business revenue.

- The overall picture in 2008-09 says that 10.1 million firms are owned by women (50% or more), employing more than 13 million people, and generating \$1.9 trillion in sales as of 2008.
- Three quarters of all women-owned businesses are majority owned by women (51% or more), for a total of 7.2 million firms, employing 7.3 million people, and generating \$1.1 trillion in sales. Women-owned firms (50% or more) account for 40% of all privately held firms.

Sources

<http://www.census.gov/>