

The 2003 Oklahoma Child Care Market Rate Survey

Prepared by:

**Steven R. Miller, Research Associate
Mark C. Snead, Ph.D., Research Economist**

**Oklahoma State Econometric Model
College of Business Administration**

And

**Christine A. Johnson Ph.D., Director
Brandon L. Welch, Analyst**

Bureau for Social Research

**Oklahoma State University
Stillwater, OK**

September 2003

Purpose

The Oklahoma Department of Human Services (OKDHS) Division of Child Care (DCC) is charged with assuring that Oklahoma's children and their parents have access to licensed, affordable, and high quality child care. To ensure affordable access, low-income families in Oklahoma may qualify for subsidized child care services through OKDHS. Licensed Oklahoma child care providers may contract with OKDHS for direct subsidy payments for full- or part-time care provided to qualifying children.

In accordance with federal funding requirements, it is necessary for the Division to conduct periodic surveys to assess the availability and cost of licensed child care services across the state. The Division contracted with the Bureau of Social Research and the College of Business Administration at Oklahoma State University to assist in the design, implementation, and evaluation of the 2003 Survey.

The survey results assist DCC in recommending subsidy rates that reflect both the Star Rating attained by a facility and the prevailing market charge for child care services in the local market. A Star Rating is assigned to all licensed facilities based on a tiered quality rating classification system known as Reaching for the Stars. Facilities at higher star levels receive a higher subsidy rate.

The survey also provides Oklahoma parents seeking licensed child care services with a source for recent comparative market rates charged to the public for child care based on Star Rating and facility type, and for age groups ranging from infants to school-age children. In addition, the survey assesses the enrollment, acceptance rates, and waiting lists of the state's child care facilities. Both statewide and local conditions are assessed, with survey results at the county level presented in an appendix.

Finally, the market rate survey was supplemented with questions designed to collect data necessary to conduct an economic impact analysis of the state child care industry. The data collected describe the employment, earned income, and gross receipts of the licensed child care facilities operating statewide. The resulting companion study to this report provides the first comprehensive evaluation of the economic impact of the child care industry on the Oklahoma economy.

Market Rate Survey Results

The rate survey results are detailed in the following sections and describe the number of children in care, acceptance rates, and waiting lists at Oklahoma child care facilities, as well as the mean, median, and 75th percentile of daily charges to the public for child care. Most tables are arranged by age group and Star level against subsidy rate category.

The survey targets 4,646 of the state's licensed child care centers and family child care homes. Those programs on application/temporary permit, part-day programs, Head Start programs, and government-operated facilities were excluded from the survey (approximately 1,600 facilities). Child care centers are facilities which provide care and supervision of children and which operate more than 30 hours a week, while family child care homes offer care and supervision for up to 12 children in a family home.

All counties are classified as either metropolitan or standard based upon the OKDHS reimbursement rate structure, which provides programs in metropolitan counties higher subsidy payments than in standard counties. Because of the large number of facilities in the metropolitan counties, random samples from the metropolitan counties were drawn to obtain a statistically significant number of interviews, while interviews were attempted with all programs in standard counties.

A full disclosure of the survey design, administration, and response rate can be found in Appendix A. See Appendix B for the survey instrument used for child care centers and Appendix C for the survey instrument used for family child care homes. A notification letter was mailed to all programs in the starting sample and is shown in Appendix D. Appendix E represents all tables referenced in this report and Appendix F illustrates the market rate survey results at the county level.

1. Survey Response

The Bureau for Social Research (BSR) at Oklahoma State University conducted telephone interviews of the target programs. A total of 3,754 interviews were attempted of the 4,646 programs in the population and 3,006 interviews were completed, resulting in an 87.2 percent response rate of the target sample.

At the time of this survey, a total of 72,568 children received care in the 3,006 licensed child care programs that participated in the survey. While only 942 of the 3,006 surveyed programs, or 31.3 percent, are located in metropolitan counties, 41 percent of the 72,256 children enrolled in surveyed programs are in metropolitan counties and 59 percent are in standard counties as defined by the DCC.

Table 1 shows the breakdown of child care centers and family child care homes completing the survey by subsidy rate category (metro vs. standard) and star rating. Licensed child care facilities are assigned one of four Star ratings; One Star, One Star+, Two Stars, and Three Stars. Facilities with higher star ratings implicitly offer more comprehensive child care services than do lower star ratings, thereby placing their services in higher demand.

2. Number of Children in Full- and Part-Time Care

The enrollment patterns of children in full- and part-time care are tabulated in Tables 2A and 2B for both child care centers and family child care homes categorized by both rate category and Star rating.

For both centers and homes, 85 percent of children were enrolled in full-time care. And despite more than 70 percent of child care facilities being family child care homes, three of four children receive care in child care centers. Child care centers are larger business enterprises, serving an average of 61.3 children versus 8.4 children in a typical family child care home.

Figure 2A illustrates the distribution of enrollment of children in full- and part-time care in centers and homes by star rating. The increasing influence of the OKDHS Reaching for the Stars program is reflected in the enrollment data as 44 percent of the children in the survey are receiving care in Two and Three Star programs. Approximately 30 percent of children in both centers and homes are enrolled in One Star, 26 percent in One Star Plus, 38 percent in Two Star, and just over 6 percent in Three Star programs. Child care centers have more vigorously pursued a higher star rating relative to homes, as 64 percent of family child care homes remain One Star.

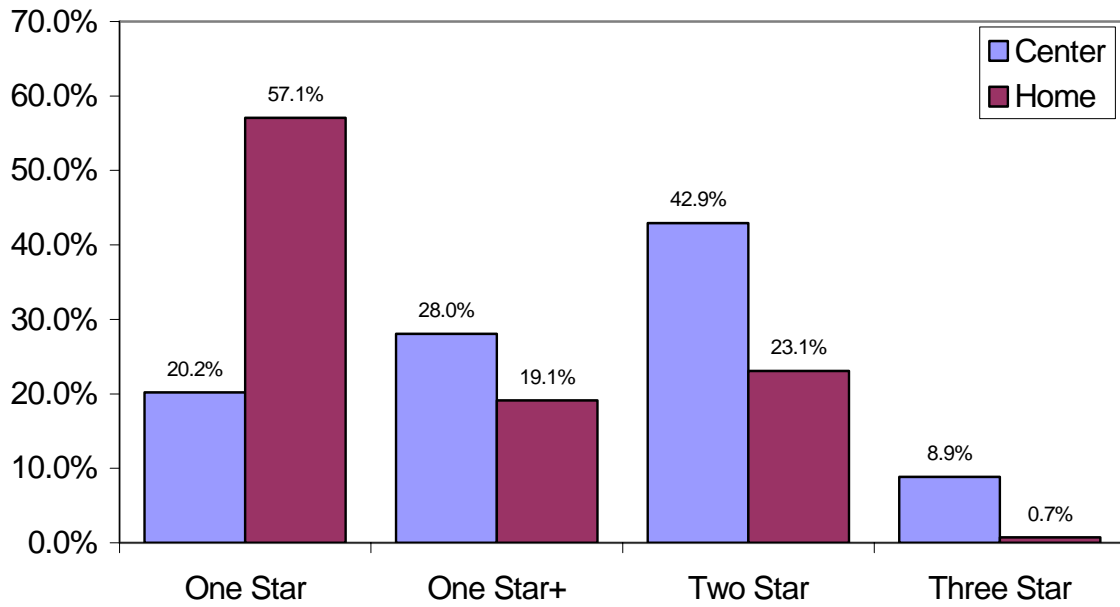
As shown in Figure 2B, the use of child care services undergoes change as a child ages. Infants are more likely to receive care in family child care homes, while older children use more center-based care. Approximately 20 percent of total enrollment in the survey sample is infant and toddler age, 60 percent are between the ages of 2 and 6, and 20 percent are of school age.

Furthermore, of the 14,554 infant and toddler age children enrolled, about 66 percent were in child care centers, while 78 percent of the 43,120 children aged 2 to 6, and 80 percent of the 14,894 school age children were in child care centers. Similarly, the use of full-time care decreases with age, as school age children comprise nearly half of all children in part-time care.

Enrollment patterns differ between standard and metropolitan counties. The enrollment in child care programs in metropolitan counties is more likely to be on a full-time basis than in standard counties. Similarly, part-time child care services in metropolitan areas are rendered more often through child care centers than in standard counties. Conversely, family child care homes play a larger role in child care services in standard counties than in metropolitan counties. A little more than 19 percent of children enrolled in metropolitan counties are enrolled in family child care homes, while this ratio increases to 29 percent of children in standard counties.

Figure 2A: Distribution of Enrollment by Star Rating

Full-Time Care



Part-Time Care

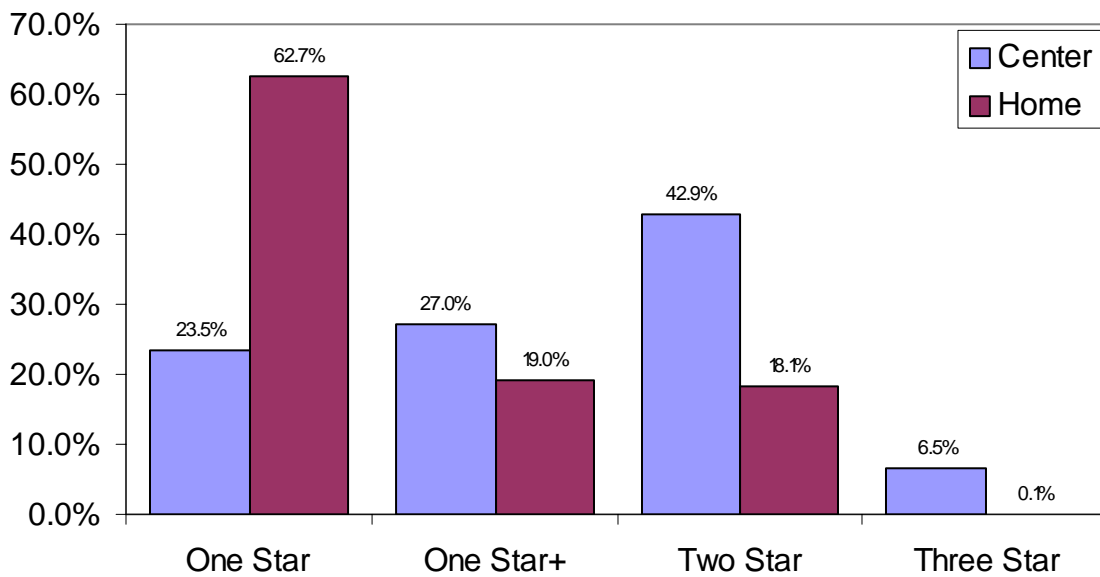
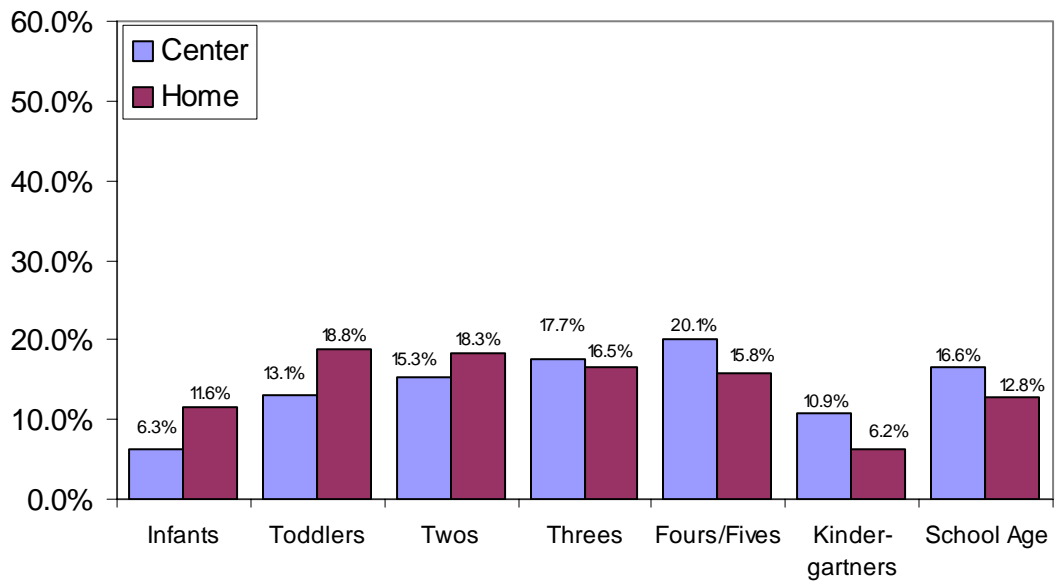
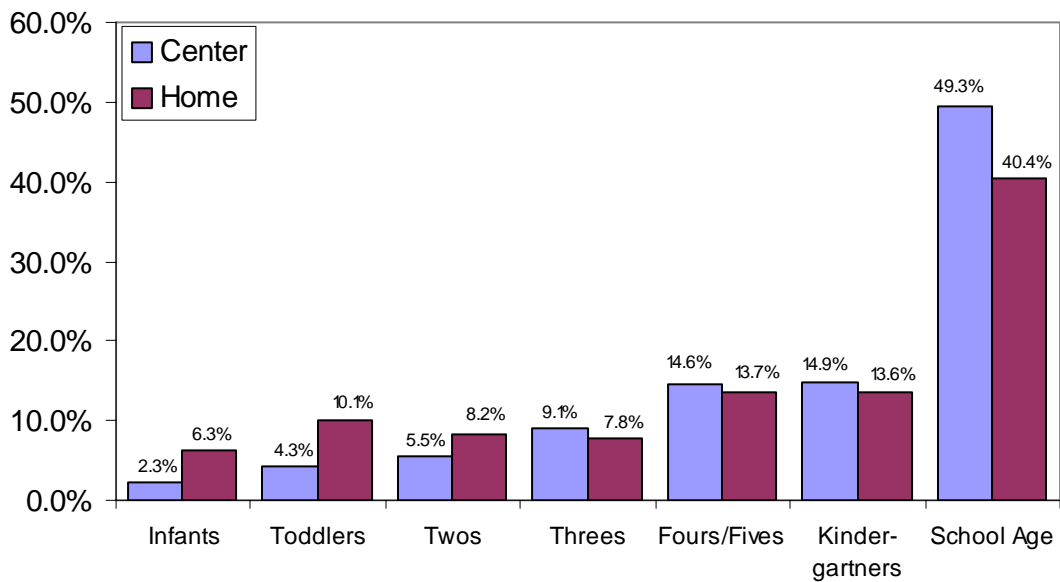


Figure 2B: Distribution of Enrollment by Age

Full-Time Care



Part-Time Care



3. Acceptance Rates for Full- and Part-Time Care

Tables 3A and 3B show the breakdown of acceptance rates for children in full- and part-time care in child care centers and family child care homes categorized by age and star rating. Acceptance rates are further tabulated for both metropolitan and standard rate categories, along with totals representing a weighted average acceptance rate across both rate categories.

The survey results indicate that the acceptance rates of the state's child care facilities are highly dependent upon whether full- or part time care is sought. In general, child care facilities are less willing to accept children for part-time enrollment across all age groups and for both centers and homes. More than 82 percent of child care centers accept children for full-time care, compared to only 46.4 percent on a part-time basis. Similarly, 84.1 percent of family child care homes accept full-time enrollees, but only 54.1 percent accept children on a part-time basis. It is especially difficult to find child care centers that are willing to accept infants (28.9 percent) and toddlers (36.9 percent) for part-time care. Similarly, part-time care from a Three Star facility is only available at 34.2 percent of child care centers and 25.7 percent of family child care homes.

Distinct patterns in acceptance rates are also found based on the age of the child in care. Family child care homes have a greater willingness to provide care to infants and toddlers than child care centers. For full-time care, 91.3 percent of child care homes accept infants and toddlers versus only 77.7 percent of child care centers. For part-time care, 51.9 percent of child care homes accept infants and toddlers, yet only 32.9 percent of child care centers accept them. Child care centers also have a relative preference for offering part-time, rather than full-time, care to school age children.

Acceptance rates for both centers and homes are higher for facilities in the standard rate counties than in the metropolitan counties. The acceptance rate for metropolitan facilities is especially low for part-time care, averaging only 15.7 percent across all star ratings. This reflects greater specialization on the part of metro area child care centers toward the provision full-time care.

When viewed by star rating, child care centers with higher star ratings are more likely to offer infant and toddler care than those with lower star ratings. Family child care homes, on the other hand, have a fairly uniform distribution of acceptance rates for infants and toddlers, though family child care homes in metropolitan counties tend to increase this acceptance rate with higher star ratings. Three Star rated family child care homes are the exception with low rates of acceptance over all age categories. This suggests that Three Star child care homes are highly likely to specialize in particular age categories.

4. Children on Waiting Lists

Many licensed child care providers use waiting lists to allocate future child care slots as they become available. Table 4A shows that, for the child care facilities in the survey, 10,631 children were on waiting lists for admission to child care centers and 4,020 were on waiting lists for family child care homes. Since not all facilities maintain waiting lists, the total number of children waiting for access to child care services may be understated. Conversely, the number of children desiring admission is probably overstated because some children may have been placed on more than one waiting list or are currently in care at another facility.

Table 4B shows that nearly 71 percent of child care centers maintain waiting lists, but only 45 percent of family child care homes report having a list. Both centers and homes, however, are more likely to maintain waiting lists the higher their star ratings. More than 90 percent of Three Star child care centers report having a list, including 97 percent of metropolitan area centers. This could be a reflection of the increased desirability of programs with higher star ratings, especially in the metropolitan areas.

Infants and toddlers comprise 6,859 of the 14,651 children on waiting lists, or approximately 47 percent of all children on waiting lists. Children aged 2 to 6 comprise another 43 percent, while school age children comprise the remaining 10 percent respectively of total children on waiting lists. Comparing the number of children waiting for enrollment to the number of children enrolled by age category provides a useful measure of the market supply and demand conditions by age category. Doing so reveals that about 50 per 100 enrolled infants and toddlers are on a waiting list, 17 per 100 enrolled 2 to 6 year olds, and 15 per 100 enrolled school age children. The high ratio for infants and toddlers indicates that there exists more unmet demand for infant and toddler child care services relative to other age groups.

Standard counties have slightly lower waiting lists to total enrollment ratios in all age categories, while family child care homes have slightly greater ratios than centers for all age categories except for infant and toddler age groups. Of particular interest is that a very few school age children relative to total enrollment of school age children are on waiting lists for metropolitan county child care centers. This suggests that finding school age child care services in metropolitan counties is much less difficult than for other age groups.

5. Daily Charges For Child Care Facilities

Tables 5A and 5B show mean, median, and 75th percentile daily charges for child care, along with the DHS subsidy rates and the proportion of programs priced at or below the DHS rate for standard and metropolitan counties respectively.

Figures 5A and 5B summarize mean daily charges for child care centers and family care homes by star rating and age of the child in care. The rate measures are further subdivided for standard and metropolitan areas.

Overall, the average daily rate charged for child care across all facilities in the survey is \$16.84. The overall mean charge for child care in metro counties (\$18.88 per day) is more than four dollars higher than in standard counties (\$14.74 per day). The daily charge for child care services tends to decline with the age of the child, with a mean rate in standard counties of nearly \$18.00 for infants and toddlers enrolled in child care centers and about \$15.50 per day for family child care homes. The mean rate declines to about \$12.00 for school age children in both child care centers and family child care homes. Similar results are found for metropolitan counties where the mean daily charge ranges from about \$25.00 for infant and toddler care to \$14.51 for school age children in child care centers and \$19.21 to \$13.35 for the same age groups in family child care homes.

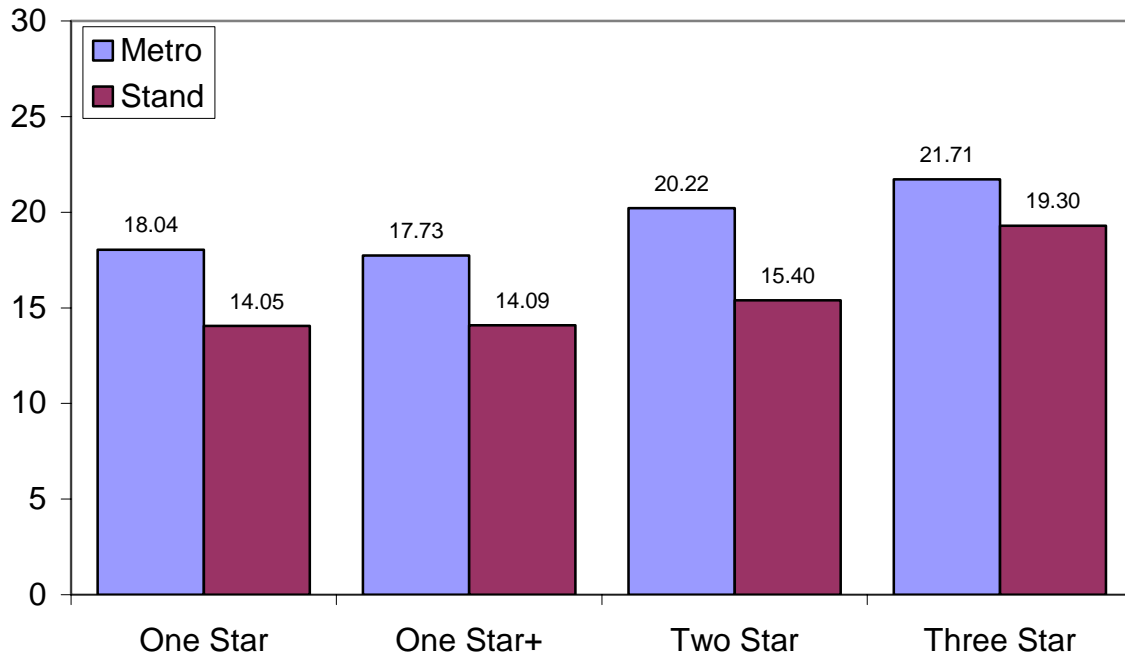
Child care centers charge the highest rates, averaging \$17.31 per day, which exceeds the average charge by family child care homes by nearly two dollars. The premium charged by child care centers declines with age, however, as the mean daily premium over both standard and metropolitan counties for enrollment of infants and toddlers in child care centers is about \$4.00. That premium reduces to about \$.90 for school age children.

Providers with high Star ratings charge higher daily rates for child care, with Three Star and One Star child care centers charging \$20.80 and \$16.20 per day, respectively. A higher Star rating produces an even greater premium for highly rated family child care homes, where Three Star and One Star homes charge average daily rates of \$21.45 and \$14.47, respectively.

DHS reimbursement rates follow the patterns seen in the market price for child care. For a given circumstance of care, the reimbursement rate structure provides higher subsidies to centers than to homes, offers higher rates to facilities caring for infants and toddlers versus older children, and increases the subsidy along with the star rating of the child care facility. DHS subsidy rates also reflect the higher overall cost of child care in the metropolitan counties. Nevertheless, DHS rates are more likely to cover the cost of care in standard rate counties than in metro counties. Currently, the DHS rate will cover the cost of care in 70 percent of filled center slots and 60 percent of filled home slots in standard rate counties, but will cover the rate charged by only 46 percent of filled center slots and 41 percent of filled homes slots in metropolitan counties.

Figure 5A: Mean Daily Charge For Child Care by Star Rating

Centers



Homes

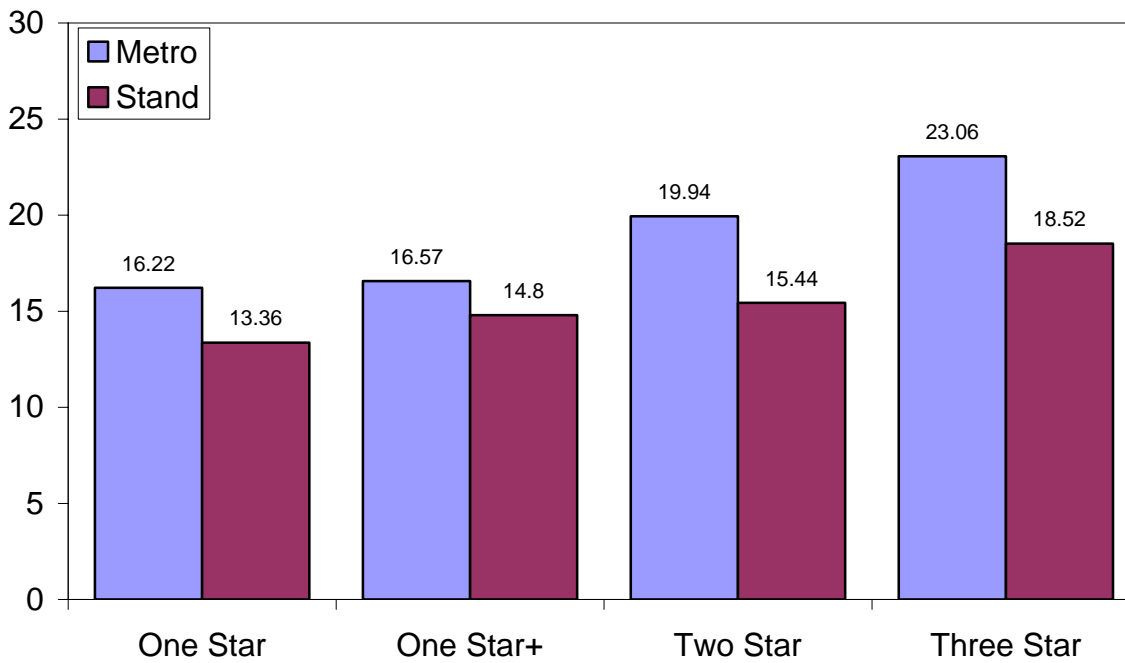
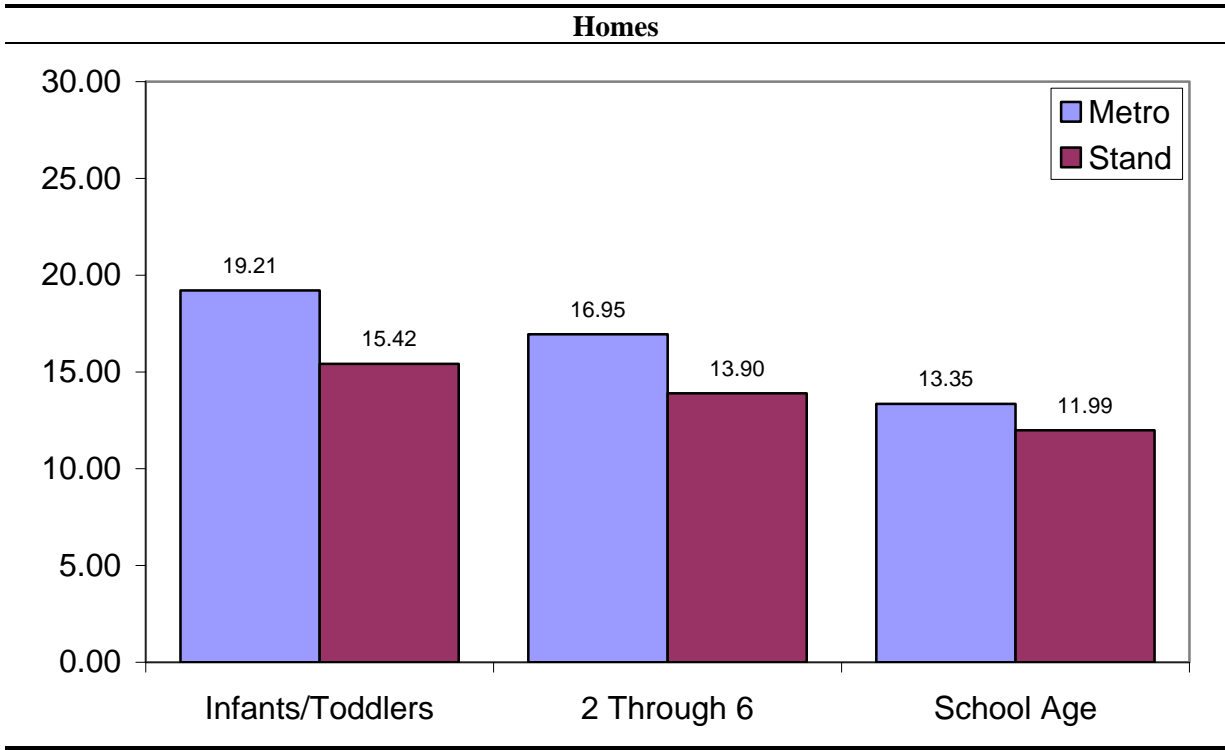
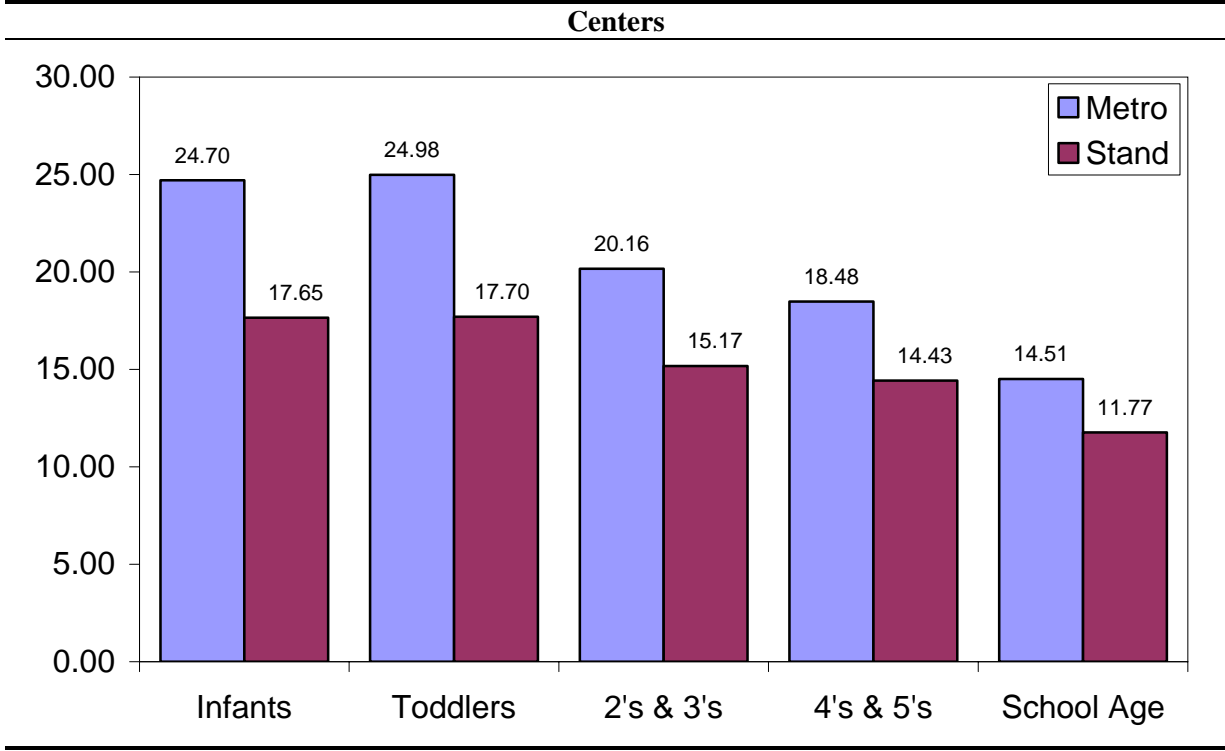


Figure 5B: Mean Daily Charge For Child Care by Age



6. Summary of Survey Results

Though family child care homes outnumber child care centers 3 to 1, 75 percent of child care services in the survey are rendered from child care centers. Furthermore, over 40 percent of child care services are rendered in the three metro counties, about 85 percent of child care services are for full-time child care, and 55 percent of child care services are in One Star and One Star+ centers and homes.

Furthermore, most children in child care centers are in Two Star and Three Star centers, while most children in family child care homes are in One Star and One Star+ family child care homes. This reflects a greater willingness on the part of child care centers to pursue a higher Star rating relative to family care homes, as 64 percent of family child care homes remain One Star.

The influence of the star rating system on the behavior of child care providers and parents is reflected in the waiting lists maintained by higher star rated facilities. Three Star facilities are experiencing the greatest relative demand for child care services and are the most likely to have a waiting list. Infants and toddler are the most difficult of the age groups to place in the highest rated facilities, and the greatest relative demand is for care in Three Star metro area child care centers. Currently, the number of infants and toddlers on waiting lists for Three Star centers and homes exceeds the number currently enrolled in these facilities.

Other disparities exist between child care services for infants and child care services for other age groups. Fewer centers and homes offer infant care than for any other age group, and those that do offer infant care tend to restrict infant care services to full-time care only. Conversely, school age children are much more likely than infants and toddlers to require part-time care, as nearly half of all children enrolled in part-time care are school age.

Disparities among geographic areas also exist. Metropolitan counties have the lowest acceptance rates for infants, and daily child care rates are 10 to 20 percent higher than the average rate for all geographic areas. Child care centers are more widely used in metropolitan areas, and family child care homes are more prevalent in standard rate counties. Metropolitan child care facilities are more likely to specialize in particular age groups where standard rate areas are more likely to intermingle age groups. And enrollment in metropolitan counties is more likely to be on a full-time basis, as acceptance rates in metropolitan areas average only 15.7 percent for part-time care.

Overall, the average daily rate charged for child care across all facilities in the survey is \$16.84. Child care centers charge nearly 2 dollars more per day than family child care homes, while the daily charge for child care in metro counties is more than 4 dollars higher than in standard counties.

Providers with high star ratings also charge higher daily rates for child care, as Three Star child care centers charge an average of 4 dollars more per day than One Star centers. The quality premium is larger for family child care homes, with Three Star family child care homes charging 7 dollars more per day than One Star homes.

The DHS subsidy rate structure closely reflects the market rates currently being charged for child care services. In general, child care centers receive higher average subsidies than child care homes, higher subsidies are paid for care provided to infants and toddlers than for older children, and subsidies payments are increased along with the star rating attained by a child care facility. Nevertheless, the current subsidy structure is more likely to cover the actual cost of care in standard rate counties than in metropolitan counties.

Appendix A: Market Rate Survey

Survey Design

The target population for the study consisted of the following child care programs: regular child care homes, large family child care homes, regular centers, and school-age centers in the state of Oklahoma. Programs on application/temporary permit, part-day programs, Head Start programs, and government-operated facilities were excluded from the survey (approximately 1,600 facilities). The target population was divided into five areas: 1) rural counties (i.e., counties with 10 or fewer child care centers and 25 or fewer child care homes), 2) mid-size counties, 3) Oklahoma County, 4) Tulsa County, and 5) Cleveland County. The distribution of all programs in the target population is displayed in Table A1. The total number of programs in the target population was 4,646.

Table A1. Facilities in the Target Population (n = 4,646)

	<u>Rural</u> <u>counties</u>	<u>Mid-size</u> <u>counties</u>	<u>Oklahoma</u> <u>County</u>	<u>Tulsa</u> <u>County</u>	<u>Cleveland</u> <u>County</u>	<u>Total</u>
Total Facilities	647	1,846	1,120	724	309	4,646
Centers	203	439	216	152	68	1,078
Homes	444	1,407	904	572	241	3,568

Ten samples were used for the study. For the rural and mid-size counties, sampling was not used, but instead interviews were attempted with all programs in those counties (i.e., a census of programs was attempted in rural and mid-size counties). Sample 1 included the directors of the 203 child care centers in the rural counties, sample 2 included the providers of the 444 family child care homes in the rural counties, sample 3 included the directors of the 439 child care centers in the mid-size counties, and sample 4 included the providers of the 1,407 family child care homes in the mid-size counties.

For the three metropolitan counties (Oklahoma, Tulsa, and Cleveland counties), random sampling was conducted to obtain a statistically valid number of interviews. In Oklahoma County, to represent the 216 child care centers with a level of precision at +/- 5 percent error at the 95 percent confidence level, a sample of 138 interviews was needed (sample 5). To represent the 904 family day care homes in Oklahoma County with the same level of error and confidence a sample of 270 interviews was needed (sample 6). In Tulsa County, to represent the 152 child care centers with a level of precision at +/- 5 percent error at the 95 percent confidence level, a sample of 109 interviews was needed (sample 7). To represent the 572 family day care homes in Tulsa County with the same level of error and confidence a sample of 230 interviews was needed (sample 8).

In Cleveland County, to represent the 68 child care centers with a level of precision at +/- 5 percent error at the 95 percent confidence level, a sample of 58 interviews was needed (sample 9). To represent the 241 family day care homes in Cleveland County with the same level of error and confidence a sample of 148 interviews was needed (sample 10).

Knowing that a 100 percent response rate was unlikely in the metropolitan counties (samples 5-10), while at the same time needing to complete a statistically valid number of interviews, it was necessary to begin the study with a larger sampling frame for centers and homes in the metropolitan counties. Consequently, for sample 5 (centers in Oklahoma County) the starting sample was 184 randomly selected child care centers in Oklahoma County, for sample 6 (family day care homes in Oklahoma County) the starting sample was 360 randomly selected family day care homes in Oklahoma County, for sample 7 (centers in Tulsa County) the starting sample was 145 randomly selected child care centers in Tulsa County, for sample 8 (family day care homes in Tulsa County) the starting sample was 307 randomly selected family day care homes in Tulsa County, for sample 9 (centers in Cleveland County) the starting sample was the 68 child care centers in Cleveland County, and for sample 10 (family day care homes in Cleveland County) the starting sample was 197 randomly selected family day care homes in Cleveland County. The beginning sample is displayed in Table A2 and consists of 3,754 facilities.

Table A2. Facilities in the Beginning Sample (n = 3,754)

	<u>Rural</u> <u>counties</u>	<u>Mid-size</u> <u>counties</u>	<u>Oklahoma</u> <u>County</u>	<u>Tulsa</u> <u>County</u>	<u>Cleveland</u> <u>County</u>	<u>Total</u>
Total Facilities	647	1,846	544	452	265	3,754
Centers	203	439	184	145	68	1,039
Homes	444	1,407	360	307	197	2,715

Survey Content

The Bureau for Social Research (BSR) at Oklahoma State University worked with Division of Child Care staff to finalize the questionnaire for the survey. Oklahoma child care centers and family day care homes were surveyed to assess the following:

- 1) number of full-time slots for children in seven age categories (centers) and age categories of full-time children accepted (homes),
- 2) weekly and monthly rates for care of full-time children in seven age categories,
- 3) age categories of part-time children accepted,
- 4) weekly and monthly rates for care of part-time children in seven age categories,
- 5) number of children currently in full- and part-time care in seven age categories,
- 6) number of vacancies (if any) by age category, and

7) number of children on waiting list (if any) by age category.

In addition to the market rate questions, the survey sought to collect data needed by the College of Business Administration to prepare an economic impact analysis of the state child care industry. The supplemental questions related to the economic impact analysis collected the following data for each child care facility:

- 8) total full- and part-time employment,
- 9) total gross receipts, and
- 10) total employee payroll earnings.

See Appendix B for the survey instrument used for child care centers; see Appendix C for the survey instrument used for family child care homes.

Survey Administration

Names, addresses, and telephone numbers for the child care facilities in the beginning sample were supplied by the Division of Child Care. A pre-notification letter was mailed to all programs in the starting sample (see Appendix D).

This letter served three purposes: 1) alerted the director/provider that an interviewer from the BSR at OSU would be calling to complete a telephone interview on the topic of rates for child care, 2) stressed confidentiality and the importance of participation in order to yield valid findings, and 3) provided a written copy of the survey instrument so that the director/provider could check documents for needed information prior to the telephone interview. The letter included the dates and times of interviewing and a toll-free telephone number for the BSR so that the director/provider could call-in to complete the interview at a convenient time for him/her. Directors/providers who completed the interview received an additional voucher for training from ODHS.

The survey instrument was programmed into a specialized computer-assisted telephone interviewing software, Ci3. This software allows the interviewer to read the interview script from the computer screen and record the information directly into a data file. No post-interview data entry is needed. The software allows for “branching” or contingency questions based on a respondent’s answer to previous questions. In addition, the software tracks the outcome of each call attempt, thereby automating sample management. The software also has features that allow various reports to be generated, including sample last disposition, sample quota, sample status (available vs. final disposition recorded), and interviewer productivity.

All interviewers had been trained in general interviewing techniques. In addition, all interviewers were trained specifically for the study. Interviewing began on March 27, and concluded on May 6, 2003. Interviewing took place primarily during weekdays (9:00 a.m. to noon and 1:00 p.m. to 4:00 p.m.).

Up to 15 callback attempts were made on each available record in the sample. An administrative staff person supervised all interviewing.

Survey Response

Once data collection was completed, the data were extracted from the interviewing software, cleaned, and a codebook describing the layout of the data file was created. Table A3 shows the response rate along with characteristics of the responses for the survey. Of the 3,754 facilities sampled, 205 were ineligible to participate in the survey and 100 surveys could not be completed due to no contact. The remaining 3,449 facilities remained eligible to take part in the survey, where 137 facilities refused to complete the survey, and 306 were unresolved at the conclusion of interviewing.

A total of 3,006 interviews were completed including 895 regular and school-age centers, and 2,111 regular and large home facilities, for an overall response rate of 87.2 percent of eligible facilities. The response rate of 89.4 percent for centers was slightly greater than the 86.2 percent response rate for homes.

Table A3. Survey Outcomes and Response Rate by Facility Type

	<u>Centers</u>	<u>Homes</u>	<u>Total</u>
Total number of providers in the sample	1,039	2,715	3,754
Ineligible (not open to public, not in business)	27	178	205
Telephone not in service, wrong number	11	89	100
Eligible providers	1,001	2,448	3,449
Refusals and terminations	28	109	137
Busy, no answer, appointment	78	228	306
Completed interviews	895	2,111	3,006
Response rate (percent)	89.4	86.2	87.2

Table A4 shows the breakdown of child care centers and family child care homes completing the survey by Star Rating. Licensed child care facilities are categorized in one of four levels; One Star, One Star+, Two Stars, and Three Stars. Facilities with higher star levels implicitly offer more comprehensive child care services than do lower star levels, thereby placing their services in higher demand. One Star facilities must meet minimum licensing requirements. In addition to meeting One Star Criteria, One Star+ programs require formal training and established lesson plans for enrolled children.

Two Star facilities must meet One Star+ requirements and are required to have either a minimum number of instructors with training in early childhood development or education, or be accredited through an approved national accrediting body. Three Star facilities must meet both options for Two Star facilities.

As shown in Table A4, a larger proportion of family child care homes surveyed maintain One/One Star+ ratings than do child care centers. One/One Star+ homes make up 82 percent of all licensed family child care homes in the survey, whereas One/One Star+ centers make up 56 percent of licensed child care centers. Six percent of centers surveyed have Three Star ratings while less than one percent of homes do.

Table A4. Completed Interviews by Facility Type and Star Rating

	<u>Centers</u>	<u>Homes</u>	<u>Total</u>
Completed Interviews	895	2,111	3,006
One Star	228	1,346	1,574
One Star+	277	377	654
Two Star	334	375	709
Three Star	56	13	69

Table A5 shows the breakdown of survey respondents by facility type and geographic area. Geographic regions are classified into three broad categories; including the three metro counties, the midsize counties, and the rural counties as described above. The three metro counties make up about one third of all child care facilities in the survey, the midsize counties make up one half, while the remaining rural counties make up the remaining one sixth of the child care facilities surveyed.

Table A5. Completed Interviews by Facility Type and Geographic Area

	<u>Metro</u>	<u>Midsize</u>	<u>Rural</u>	<u>Total</u>
Completed Interviews	942	1,504	560	3,006
Child Care Centers	302	402	191	895
Family Child Care Homes	640	1,102	369	2,111

Appendix B: Survey Instrument for Child Care Centers

Q1 How many child care slots do you have in the following age groups for FULL-TIME care (more than four hours per day)?

	<u># OF SLOTS</u>
Infants (0-9 months of age)	_____
Toddlers	_____
Two year olds	_____
Three year olds	_____
Four-five year olds	_____
Kindergartners	_____
School-agers	_____
 TOTAL	 _____

Q2 What do you charge the general public for FULL-Time care (more than 4 hours per day) for ONE WEEK and ONE MONTH? Please assume 50 hours of care for one week and 220 hours of care for one month.

	<u>CHARGE FOR:</u>	
	<u>ONE WEEK</u>	<u>ONE MONTH</u>
Infants (0-9 months of age)	_____	_____
Toddlers (10-23 months of age)	_____	_____
Two year olds	_____	_____
Three year olds	_____	_____
Four-five year olds	_____	_____
Kindergartners (currently attending kindergarten)	_____	_____
School-agers (six years and older or completed kindergarten)	_____	_____

Q3 Do you typically accept children in the following age groups for PART-TIME care (4 or fewer hours per day)? Please check all that apply:

	<u>YES</u>	<u>NO</u>
Infants (0-9 months of age)	<input type="checkbox"/>	<input type="checkbox"/>
Toddlers (10-23 months of age)	<input type="checkbox"/>	<input type="checkbox"/>
Two year olds	<input type="checkbox"/>	<input type="checkbox"/>
Three year olds	<input type="checkbox"/>	<input type="checkbox"/>
Four-five year olds	<input type="checkbox"/>	<input type="checkbox"/>
Kindergartners (currently attending kindergarten)	<input type="checkbox"/>	<input type="checkbox"/>
School-agers (six years and older or completed kindergarten)	<input type="checkbox"/>	<input type="checkbox"/>

Q4 What do you charge the general public for PART-TIME care (4 hours per day or less) for ONE DAY, and ONE WEEK?

	CHARGE FOR:	
	<u>ONE DAY</u>	<u>ONE WEEK</u>
Infants (0-9 months of age)	_____	_____
Toddlers (10-23 months of age)	_____	_____
Two year olds	_____	_____
Three year olds	_____	_____
Four-five year olds	_____	_____
Kindergartners (currently attending kindergarten)	_____	_____
School-agers (six years and older or completed kindergarten)	_____	_____

Q5 How many children are you CURRENTLY caring for, by age group:

	<u>PART-TIME</u>	<u>FULL-TIME</u>
Infants (0-9 months of age)	_____	_____
Toddlers (10-23 months of age)	_____	_____
Two year olds	_____	_____
Three year olds	_____	_____
Four-five year olds	_____	_____
Kindergartners (currently attending kindergarten)	_____	_____
School-agers (six years and older or completed kindergarten)	_____	_____

Q6 Do you currently have any vacancies?

No → GO TO QUESTION #9
 Yes

Q7 Do these vacancies apply to ANY children, or only CHILDREN OF SPECIFIC AGES?

Any children → GO TO QUESTION #9
 Only children of specific ages

Q8 For which SPECIFIC AGES does your facility have vacant slots?

	<u># OF VACANCIES</u>
Infants (0-9 months of age)	_____
Toddlers (10-23 months of age)	_____
Two year olds	_____
Three year olds	_____
Four-five year olds	_____
Kindergartners	_____
School-agers	_____
 TOTAL	 _____

Q9 Do you maintain a list of children who are waiting for a vacancy in your facility?

No → GO TO QUESTION #12
Yes

Q10 How many children are on your waiting list by age group?

	<u>NUMBER</u>
Infants (0-9 months of age)	_____
Toddlers (10-23 months of age)	_____
Two year olds	_____
Three year olds	_____
Four-five year olds	_____
Kindergartners	_____
School-agers	_____
 TOTAL	 _____

Q11 Is the number of children on your waiting list more or less than was on your list one year ago?

Less than ONE YEAR ago
More than ONE YEAR ago

Q12 As we conclude the survey, we need to gather some economic data on your business.

Average number of FULL-TIME employees during the year _____
Average number of PART-TIME employees during the year _____
Total annual payroll _____

(include wages and salaries, but not other forms of compensation such as insurance, employer retirement contributions, etc.)

Total annual income of the child care center from ALL sources _____

Appendix C: Survey Instrument for Family Child Care Homes

Q1 Do you accept children in the following age groups for FULL-TIME care (more than four hours per day)? Please check all that apply:

	<u>YES</u>	<u>NO</u>
Infants (0-9 months of age)	<input type="checkbox"/>	<input type="checkbox"/>
Toddlers (10-23 months of age)	<input type="checkbox"/>	<input type="checkbox"/>
Two year olds	<input type="checkbox"/>	<input type="checkbox"/>
Three year olds	<input type="checkbox"/>	<input type="checkbox"/>
Four-five year olds	<input type="checkbox"/>	<input type="checkbox"/>
Kindergartners (currently attending kindergarten)	<input type="checkbox"/>	<input type="checkbox"/>
School-agers (six years and older or completed kindergarten)	<input type="checkbox"/>	<input type="checkbox"/>

Q2 What do you charge the general public for FULL-Time care (more than 4 hours per day) for ONE WEEK and ONE MONTH? Please assume 50 hours of care for one week and 220 hours of care for one month.

	<u>CHARGE FOR:</u>	
	<u>ONE WEEK</u>	<u>ONE MONTH</u>
Infants (0-9 months of age)	_____	_____
Toddlers (10-23 months of age)	_____	_____
Two year olds	_____	_____
Three year olds	_____	_____
Four-five year olds	_____	_____
Kindergartners (currently attending kindergarten)	_____	_____
School-agers (six years and older or completed kindergarten)	_____	_____

Q3 Do you typically accept children in the following age groups for PART-TIME care (4 or fewer hours per day)? Please check all that apply:

	<u>YES</u>	<u>NO</u>
Infants (0-9 months of age)	<input type="checkbox"/>	<input type="checkbox"/>
Toddlers (10-23 months of age)	<input type="checkbox"/>	<input type="checkbox"/>
Two year olds	<input type="checkbox"/>	<input type="checkbox"/>
Three year olds	<input type="checkbox"/>	<input type="checkbox"/>
Four-five year olds	<input type="checkbox"/>	<input type="checkbox"/>
Kindergartners (currently attending kindergarten)	<input type="checkbox"/>	<input type="checkbox"/>
School-agers (six years and older or completed kindergarten)	<input type="checkbox"/>	<input type="checkbox"/>

Q4 What do you charge the general public for PART-TIME care (4 hours per day or less) for ONE DAY, and ONE WEEK?

	CHARGE FOR:	
	<u>ONE DAY</u>	<u>ONE WEEK</u>
Infants (0-9 months of age)	_____	_____
Toddlers (10-23 months of age)	_____	_____
Two year olds	_____	_____
Three year olds	_____	_____
Four-five year olds	_____	_____
Kindergartners (currently attending kindergarten)	_____	_____
School-agers (six years and older or completed kindergarten)	_____	_____

Q5 How many children are you CURRENTLY caring for, by age group:

	<u>PART-TIME</u>	<u>FULL-TIME</u>
Infants (0-9 months of age)	_____	_____
Toddlers (10-23 months of age)	_____	_____
Two year olds	_____	_____
Three year olds	_____	_____
Four-five year olds	_____	_____
Kindergartners (currently attending kindergarten)	_____	_____
School-agers (six years and older or completed kindergarten)	_____	_____

Q6 Do you currently have any vacancies?

No → GO TO QUESTION #9
 Yes

Q7 Do these vacancies apply to ANY children, or only CHILDREN OF SPECIFIC AGES?

Any children → GO TO QUESTION #9
 Only children of specific ages

Q8 For which SPECIFIC AGES does your facility have vacant slots?

	<u># OF VACANCIES</u>
Infants (0-9 months of age)	_____
Toddlers (10-23 months of age)	_____
Two year olds	_____
Three year olds	_____
Four-five year olds	_____
Kindergartners	_____
School-agers	_____
 TOTAL	 _____

Q9 Do you maintain a list of children who are waiting for a vacancy in your facility?

No → GO TO QUESTION #12
Yes

Q10 How many children are on your waiting list by age group?

	<u>NUMBER</u>
Infants (0-9 months of age)	_____
Toddlers (10-23 months of age)	_____
Two year olds	_____
Three year olds	_____
Four-five year olds	_____
Kindergartners	_____
School-agers	_____
 TOTAL	 _____

Q11 Is the number of children on your waiting list more or less than was on your list one year ago?

Less than ONE YEAR ago
More than ONE YEAR ago

Q12 As we conclude the survey, we need to gather some economic data on your business.

Average number of FULL-TIME employees during the year _____
Average number of PART-TIME employees during the year _____
Your total annual earnings after expenses _____
Total annual earnings of any other employees _____
(include wages and salaries, but not other forms of compensation such as insurance, employer retirement contributions, etc.)
Total annual income of your day care home from ALL sources _____

Appendix D: Pre-Notification Letter

March 20, 2003

Dear Child Care Provider:

You have been selected to participate in a statewide survey on the availability and cost of child care sponsored by the Division of Child Care, Oklahoma Department of Human Services (DHS). Many critical decisions are being made in Washington about child care funding. As Oklahoma prepares to make difficult decisions about funding priorities, it is essential that we have accurate information on which to base decisions. Your cooperation will assist us in obtaining reliable data to present to the legislature and the Commission on Human Services. To accurately report on Oklahoma's child care system, we need your assistance even if you do not provide DHS subsidized care.

Please complete the enclosed questionnaire, **BUT DO NOT MAIL BACK TO US**. A representative from this office will call you to record your answers within the next week. The telephone interview will require only 10-15 minutes of your time.

Your answers will be kept confidential and combined with others to provide our final report to DHS. The report will not include any information about individual facilities.

Be assured that participation is voluntary. Your decision to participate or not will not create any penalty or loss of benefits by DHS. You may choose to not respond to any question, and you may discontinue the interview at any time without penalty.

In order to thank you for your time and assistance, as a benefit for participating in the interview, you will be mailed an additional training voucher issued by the Division of Child Care that can be used to cover registration fees at a statewide conference.

If you have any questions about the questionnaire or study, you may contact me (toll free) at 1-877-731-4510.

We very much appreciate your cooperation in making this study a success.

Sincerely,

Christine A. Johnson
Director

Appendix E: Data Tables

Table 1. Survey Outcomes and Response Rates

	Centers		Homes		Total	
Survey Sample						
Eligible providers	1,001	96.3%	2,448	90.2%	3,449	91.9%
Ineligible (not open to public, not in business)	27	2.6%	178	6.6%	205	5.5%
Telephone not in service, wrong number	<u>11</u>	<u>1.1%</u>	<u>89</u>	<u>3.3%</u>	<u>100</u>	<u>2.7%</u>
Total providers in sample	1,039	100.0%	2,715	100.0%	3,754	100.0%
Response Rate						
Completed Interviews	895	89.4%	2,111	86.2%	3,006	87.2%
Busy, no answer, appointment	78	7.8%	228	9.3%	306	8.9%
Refusals and terminations	<u>28</u>	<u>2.8%</u>	<u>109</u>	<u>4.5%</u>	<u>137</u>	<u>4.0%</u>
Eligible providers	1,001	100.0%	2,448	100.0%	3,449	100.0%
Responses by Star Rating						
One Star	228	25.5%	1,346	63.8%	1,574	52.4%
One Star Plus	277	30.9%	377	17.9%	654	21.8%
Two Star	334	37.3%	375	17.8%	709	23.6%
Three Star	<u>56</u>	<u>6.3%</u>	<u>13</u>	<u>0.6%</u>	<u>69</u>	<u>2.3%</u>
Completed Interviews	895	100.0%	2,111	100.0%	3,006	100.0%
Responses by Rate Area - Geographic						
One Star	228	25.5%	1,346	63.8%	1,574	52.4%
One Star Plus	277	30.9%	377	17.9%	654	21.8%
Two Star	334	37.3%	375	17.8%	709	23.6%
Three Star	<u>56</u>	<u>6.3%</u>	<u>13</u>	<u>0.6%</u>	<u>69</u>	<u>2.3%</u>
Completed Interviews	895	100.0%	2,111	100.0%	3,006	100.0%

Appendix E: Data Tables

Table 5A. Daily Charges - Standard Rate Counties

Child Care Centers							
Age	Star Rating	Filled Slots N =	Mean Rate	Median Rate	DHS Rate	% of slots OKDHS Can Buy	Rate to equal or exceed 75%
Infants	1 Star	270	\$ 16.35	\$ 15.00	\$ 15.00	59.63%	\$ 18.00
	1 Star +	487	\$ 15.96	\$ 17.00	\$ 17.00	85.22%	\$ 17.00
	2 Star	644	\$ 18.37	\$ 18.00	\$ 20.00	82.45%	\$ 20.00
	3 Star	108	<u>\$ 24.27</u>	<u>\$ 23.00</u>	\$ 23.00	<u>61.11%</u>	\$ 29.00
	Totals	1,509	\$ 17.65	\$ 17.50		77.73%	
Toddlers	1 Star	478	\$ 16.25	\$ 15.00	\$ 15.00	56.49%	\$ 17.00
	1 Star +	945	\$ 16.10	\$ 17.00	\$ 17.00	83.49%	\$ 17.00
	2 Star	1,225	\$ 18.41	\$ 18.20	\$ 19.00	52.90%	\$ 20.00
	3 Star	199	<u>\$ 24.46</u>	<u>\$ 23.00</u>	\$ 22.00	<u>25.13%</u>	\$ 29.00
	Totals	2,847	\$ 17.70	\$ 17.60		61.72%	
2's & 3's	1 Star	1,407	\$ 14.04	\$ 14.00	\$ 13.00	49.04%	\$ 15.00
	1 Star +	2,485	\$ 14.24	\$ 15.00	\$ 15.00	80.32%	\$ 15.00
	2 Star	2,998	\$ 15.67	\$ 15.00	\$ 17.00	81.15%	\$ 17.00
	3 Star	499	<u>\$ 19.95</u>	<u>\$ 19.00</u>	\$ 19.00	<u>56.11%</u>	\$ 23.00
	Totals	7,389	\$ 15.17	\$ 15.08		73.07%	
4's & 5's	1 Star	1,253	\$ 14.26	\$ 14.00	\$ 13.00	48.76%	\$ 15.00
	1 Star +	1,758	\$ 13.80	\$ 14.00	\$ 14.00	62.46%	\$ 15.00
	2 Star	2,592	\$ 14.43	\$ 14.00	\$ 15.00	75.96%	\$ 15.00
	3 Star	476	<u>\$ 17.22</u>	<u>\$ 17.00</u>	\$ 17.00	<u>69.96%</u>	\$ 20.00
	Totals	6,079	\$ 14.43	\$ 14.23		65.98%	
School Age	1 Star	730	\$ 11.44	\$ 11.00	\$ 11.00	59.18%	\$ 12.00
	1 Star +	908	\$ 11.15	\$ 11.00	\$ 12.00	72.58%	\$ 13.00
	2 Star	1,189	\$ 12.11	\$ 13.00	\$ 13.00	76.87%	\$ 13.00
	3 Star	171	<u>\$ 14.04</u>	<u>\$ 12.00</u>	\$ 14.00	<u>67.25%</u>	\$ 17.00
	Totals	2,998	\$ 11.77	\$ 11.85		70.71%	
All Ages	1 Star	4,138	\$ 14.05	\$ 13.65		52.30%	
	1 Star +	6,583	\$ 14.09	\$ 14.62		75.30%	
	2 Star	8,648	\$ 15.40	\$ 15.10		75.10%	
	3 Star	1,453	<u>\$ 19.30</u>	<u>\$ 18.37</u>		<u>58.09%</u>	
	Totals	20,822	\$ 14.99	\$ 14.89		69.44%	

Child Care Homes							
Age	Star Rating	Filled Slots N =	Mean Rate	Median Rate	DHS Rate	% of slots OKDHS Can Buy	Rate to equal or exceed 75%
Infants and Toddlers	1 Star	1,484	\$ 14.55	\$ 14.00	\$ 14.00	62.47%	\$ 15.00
	1 Star +	459	\$ 16.09	\$ 16.00	\$ 16.00	73.86%	\$ 17.00
	2 Star	594	\$ 17.00	\$ 18.00	\$ 18.00	82.83%	\$ 18.00
	3 Star	5	<u>\$ 22.68</u>	<u>\$ 21.00</u>	\$ 21.00	<u>60.00%</u>	\$ 25.20
	Totals	2,542	\$ 15.42	\$ 15.31		69.28%	
2 Through 6	1 Star	3,000	\$ 13.20	\$ 13.00	\$ 12.00	48.87%	\$ 14.00
	1 Star +	820	\$ 14.47	\$ 14.00	\$ 14.00	65.24%	\$ 15.00
	2 Star	1,176	\$ 15.17	\$ 15.00	\$ 15.00	74.15%	\$ 16.00
	3 Star	30	<u>\$ 18.09</u>	<u>\$ 17.00</u>	\$ 17.00	<u>80.00%</u>	\$ 17.00
	Totals	5,026	\$ 13.90	\$ 13.65		57.64%	
School Age	1 Star	613	\$ 11.30	\$ 11.00	\$ 10.00	48.61%	\$ 12.00
	1 Star +	169	\$ 12.89	\$ 12.00	\$ 12.00	58.58%	\$ 14.00
	2 Star	247	\$ 13.00	\$ 13.00	\$ 13.00	62.75%	\$ 15.00
	3 Star	4	<u>\$ 16.50</u>	<u>\$ 15.00</u>	\$ 15.00	<u>75.00%</u>	\$ 15.00
	Totals	1,033	\$ 11.99	\$ 11.66		53.72%	
All Ages	1 Star	5,097	\$ 13.36	\$ 13.05		52.80%	
	1 Star +	1,448	\$ 14.80	\$ 14.40		67.20%	
	2 Star	2,017	\$ 15.44	\$ 15.64		75.31%	
	3 Star	39	<u>\$ 18.52</u>	<u>\$ 17.31</u>		<u>76.92%</u>	
	Totals	8,601	\$ 14.12	\$ 13.90		60.61%	

Appendix E: Data Tables

Table 5B. Daily Charges - Metro Rate Counties

Child Care Centers							
Age	Star Rating	Filled Slots N =	Mean Rate	Median Rate	DHS Rate	% of slots OKDHS Can Buy	Rate to equal or exceed 75%
Infants	1 Star	211	\$ 23.84	\$ 25.20	\$ 15.00	9.00%	\$ 27.60
	1 Star +	366	\$ 21.99	\$ 22.00	\$ 20.00	45.36%	\$ 25.00
	2 Star	645	\$ 25.76	\$ 26.00	\$ 26.00	55.35%	\$ 28.00
	3 Star	147	\$ 28.00	\$ 29.00	\$ 29.00	57.14%	\$ 31.40
	Totals	1,369	\$ 24.70	\$ 25.13		45.73%	
Toddlers	1 Star	405	\$ 23.64	\$ 25.20	\$ 15.00	12.10%	\$ 27.40
	1 Star +	673	\$ 22.53	\$ 22.00	\$ 19.00	31.05%	\$ 26.00
	2 Star	1,225	\$ 26.09	\$ 26.00	\$ 23.00	24.16%	\$ 29.00
	3 Star	263	\$ 28.15	\$ 29.00	\$ 26.00	27.38%	\$ 31.60
	Totals	2,566	\$ 24.98	\$ 25.13		24.39%	
2's & 3's	1 Star	1,425	\$ 19.59	\$ 20.00	\$ 13.00	10.60%	\$ 22.80
	1 Star +	1,956	\$ 18.50	\$ 18.00	\$ 17.00	41.31%	\$ 21.00
	2 Star	3,525	\$ 20.70	\$ 21.00	\$ 21.00	60.48%	\$ 22.40
	3 Star	798	\$ 22.83	\$ 23.00	\$ 23.00	51.75%	\$ 25.00
	Totals	7,704	\$ 20.16	\$ 20.26		45.48%	
4's & 5's	1 Star	1,589	\$ 18.23	\$ 18.60	\$ 13.00	13.66%	\$ 20.60
	1 Star +	2,081	\$ 17.16	\$ 17.00	\$ 16.00	44.79%	\$ 19.00
	2 Star	3,535	\$ 18.93	\$ 19.00	\$ 19.00	55.81%	\$ 20.60
	3 Star	836	\$ 20.35	\$ 20.80	\$ 21.00	69.26%	\$ 22.00
	Totals	8,041	\$ 18.48	\$ 18.59		46.03%	
School Age	1 Star	1,189	\$ 12.98	\$ 14.00	\$ 11.00	29.27%	\$ 15.00
	1 Star +	1,143	\$ 13.26	\$ 13.20	\$ 14.00	73.05%	\$ 14.60
	2 Star	1,920	\$ 16.08	\$ 14.60	\$ 16.00	69.11%	\$ 17.00
	3 Star	362	\$ 15.12	\$ 13.60	\$ 17.00	68.78%	\$ 19.00
	Totals	4,614	\$ 14.51	\$ 14.02		59.79%	
All Ages	1 Star	4,819	\$ 18.04	\$ 18.72		16.27%	
	1 Star +	6,219	\$ 17.73	\$ 17.45		47.44%	
	2 Star	10,850	\$ 20.22	\$ 20.08		56.08%	
	3 Star	2,406	\$ 21.71	\$ 21.84		58.06%	
	Totals	24,294	\$ 19.29	\$ 19.31		46.17%	

Child Care Homes							
Age	Star Rating	Filled Slots N =	Mean Rate	Median Rate	DHS Rate	% of slots OKDHS Can Buy	Rate to equal or exceed 75%
Infants and Toddlers	1 Star	1,048	\$ 18.05	\$ 18.00	\$ 14.00	22.23%	\$ 20.00
	1 Star +	389	\$ 18.40	\$ 18.00	\$ 18.00	57.33%	\$ 20.00
	2 Star	447	\$ 22.42	\$ 23.00	\$ 23.00	70.69%	\$ 25.00
	3 Star	14	\$ 26.29	\$ 26.00	\$ 26.00	64.29%	\$ 27.00
	Totals	1,898	\$ 19.21	\$ 19.24		41.15%	
2 Through 6	1 Star	1,752	\$ 16.09	\$ 15.00	\$ 12.00	19.69%	\$ 18.00
	1 Star +	734	\$ 16.46	\$ 16.00	\$ 16.00	56.13%	\$ 18.00
	2 Star	720	\$ 19.17	\$ 19.00	\$ 19.00	64.58%	\$ 20.00
	3 Star	47	\$ 22.77	\$ 23.00	\$ 22.00	44.68%	\$ 24.00
	Totals	3,253	\$ 16.95	\$ 16.23		38.21%	
School Age	1 Star	405	\$ 12.01	\$ 11.00	\$ 10.00	43.70%	\$ 13.80
	1 Star +	188	\$ 13.21	\$ 12.00	\$ 12.00	51.60%	\$ 16.00
	2 Star	161	\$ 16.47	\$ 15.00	\$ 15.00	63.35%	\$ 18.00
	3 Star	10	\$ 19.90	\$ 19.00	\$ 17.00	0.00%	\$ 19.00
	Totals	764	\$ 13.35	\$ 12.19		49.21%	
All Ages	1 Star	3,205	\$ 16.22	\$ 15.48		23.55%	
	1 Star +	1,311	\$ 16.57	\$ 16.02		55.84%	
	2 Star	1,328	\$ 19.94	\$ 19.86		66.49%	
	3 Star	71	\$ 23.06	\$ 23.03		42.25%	
	Totals	5,915	\$ 17.21	\$ 16.67		40.57%	

Appendix F: County Data

County Data - 2003 Market Rate Survey - Adair County - 1

Child Care Centers				
Age	Star Rating	Filled Slots N =	Mean Rate	DHS Rate
Infants	1 Star	-	\$ -	\$ 15.00
	1 Star +	-	\$ -	\$ 17.00
	2 Star	4	\$ 20.00	\$ 20.00
	3 Star	-	\$ -	\$ 23.00
	Totals	4	\$ 20.00	
Toddlers	1 Star	-	\$ -	\$ 15.00
	1 Star +	-	\$ -	\$ 17.00
	2 Star	6	\$ 20.00	\$ 19.00
	3 Star	-	\$ -	\$ 22.00
	Totals	6	\$ 20.00	
2's & 3's	1 Star	-	\$ -	\$ 13.00
	1 Star +	-	\$ -	\$ 15.00
	2 Star	17	\$ 17.00	\$ 17.00
	3 Star	-	\$ -	\$ 19.00
	Totals	17	\$ 17.00	
4's & 5's	1 Star	56	\$ 25.80	\$ 13.00
	1 Star +	-	\$ -	\$ 14.00
	2 Star	8	\$ 15.00	\$ 15.00
	3 Star	-	\$ -	\$ 17.00
	Totals	64	\$ 24.45	
School Age	1 Star	-	\$ -	\$ 11.00
	1 Star +	-	\$ -	\$ 12.00
	2 Star	-	\$ -	\$ 13.00
	3 Star	-	\$ -	\$ 14.00
	Totals	-	\$ -	
Combined Ages	1 Star	56	\$ 25.80	
	1 Star +	-	\$ -	
	2 Star	35	\$ 17.40	
	3 Star	-	\$ -	
	Totals	91	\$ 22.57	

Child Care Homes				
Age	Star Rating	Filled Slots N =	Mean Rate	DHS Rate
Infants and Toddlers	1 Star	10	\$ 12.50	\$ 14.00
	1 Star +	5	\$ 16.00	\$ 16.00
	2 Star	6	\$ 18.00	\$ 18.00
	3 Star	-	\$ -	\$ 21.00
	Totals	21	\$ 14.90	
2 Through 6	1 Star	15	\$ 12.00	\$ 12.00
	1 Star +	17	\$ 13.35	\$ 14.00
	2 Star	6	\$ 15.00	\$ 15.00
	3 Star	-	\$ -	\$ 17.00
	Totals	38	\$ 13.08	
School Age	1 Star	-	\$ -	\$ 10.00
	1 Star +	-	\$ -	\$ 12.00
	2 Star	-	\$ -	\$ 13.00
	3 Star	-	\$ -	\$ 15.00
	Totals	-	\$ -	
Combined Ages	1 Star	25	\$ 12.20	
	1 Star +	22	\$ 13.95	
	2 Star	12	\$ 16.50	
	3 Star	-	\$ -	
	Totals	59	\$ 13.73	

Appendix F: County Data

County Data - 2003 Market Rate Survey - Alfalfa County - 2

Child Care Centers				
Age	Star Rating	Filled Slots N =	Mean Rate	DHS Rate
Infants	1 Star	-	\$ -	\$ 15.00
	1 Star +	-	\$ -	\$ 17.00
	2 Star	-	\$ -	\$ 20.00
	3 Star	-	\$ -	\$ 23.00
	Totals	-	\$ -	
Toddlers	1 Star	-	\$ -	\$ 15.00
	1 Star +	-	\$ -	\$ 17.00
	2 Star	-	\$ -	\$ 19.00
	3 Star	-	\$ -	\$ 22.00
	Totals	-	\$ -	
2's & 3's	1 Star	-	\$ -	\$ 13.00
	1 Star +	-	\$ -	\$ 15.00
	2 Star	-	\$ -	\$ 17.00
	3 Star	-	\$ -	\$ 19.00
	Totals	-	\$ -	
4's & 5's	1 Star	-	\$ -	\$ 13.00
	1 Star +	-	\$ -	\$ 14.00
	2 Star	-	\$ -	\$ 15.00
	3 Star	-	\$ -	\$ 17.00
	Totals	-	\$ -	
School Age	1 Star	-	\$ -	\$ 11.00
	1 Star +	-	\$ -	\$ 12.00
	2 Star	-	\$ -	\$ 13.00
	3 Star	-	\$ -	\$ 14.00
	Totals	-	\$ -	
Combined Ages	1 Star	-	\$ -	
	1 Star +	-	\$ -	
	2 Star	-	\$ -	
	3 Star	-	\$ -	
	Totals	-	\$ -	

Child Care Homes				
Age	Star Rating	Filled Slots N =	Mean Rate	DHS Rate
Infants and Toddlers	1 Star	4	\$ 15.65	\$ 14.00
	1 Star +	2	\$ 17.60	\$ 16.00
	2 Star	-	\$ -	\$ 18.00
	3 Star	-	\$ -	\$ 21.00
	Totals	6	\$ 16.30	
2 Through 6	1 Star	2	\$ 15.00	\$ 12.00
	1 Star +	2	\$ 17.60	\$ 14.00
	2 Star	-	\$ -	\$ 15.00
	3 Star	-	\$ -	\$ 17.00
	Totals	4	\$ 16.30	
School Age	1 Star	-	\$ -	\$ 10.00
	1 Star +	-	\$ -	\$ 12.00
	2 Star	-	\$ -	\$ 13.00
	3 Star	-	\$ -	\$ 15.00
	Totals	-	\$ -	
Combined Ages	1 Star	6	\$ 15.43	
	1 Star +	4	\$ 17.60	
	2 Star	-	\$ -	
	3 Star	-	\$ -	
	Totals	10	\$ 16.30	

Appendix F: County Data

County Data - 2003 Market Rate Survey - Atoka County - 3

Child Care Centers				
Age	Star Rating	Filled Slots N =	Mean Rate	DHS Rate
Infants	1 Star	-	\$ -	\$ 15.00
	1 Star +	6	\$ 15.00	\$ 17.00
	2 Star	-	\$ -	\$ 20.00
	3 Star	3	\$ 15.00	\$ 23.00
	Totals	9	\$ 15.00	
Toddlers	1 Star	-	\$ -	\$ 15.00
	1 Star +	18	\$ 15.00	\$ 17.00
	2 Star	-	\$ -	\$ 19.00
	3 Star	10	\$ 15.00	\$ 22.00
	Totals	28	\$ 15.00	
2's & 3's	1 Star	-	\$ -	\$ 13.00
	1 Star +	42	\$ 13.19	\$ 15.00
	2 Star	-	\$ -	\$ 17.00
	3 Star	13	\$ 13.00	\$ 19.00
	Totals	55	\$ 13.15	
4's & 5's	1 Star	-	\$ -	\$ 13.00
	1 Star +	24	\$ 11.50	\$ 14.00
	2 Star	-	\$ -	\$ 15.00
	3 Star	-	\$ -	\$ 17.00
	Totals	24	\$ 11.50	
School Age	1 Star	-	\$ -	\$ 11.00
	1 Star +	12	\$ 11.00	\$ 12.00
	2 Star	-	\$ -	\$ 13.00
	3 Star	-	\$ -	\$ 14.00
	Totals	12	\$ 11.00	
Combined Ages	1 Star	-	\$ -	
	1 Star +	102	\$ 12.96	
	2 Star	-	\$ -	
	3 Star	26	\$ 14.00	
	Totals	128	\$ 13.17	

Child Care Homes				
Age	Star Rating	Filled Slots N =	Mean Rate	DHS Rate
Infants and Toddlers	1 Star	3	\$ 14.00	\$ 14.00
	1 Star +	-	\$ -	\$ 16.00
	2 Star	-	\$ -	\$ 18.00
	3 Star	-	\$ -	\$ 21.00
	Totals	3	\$ 14.00	
2 Through 6	1 Star	2	\$ 12.00	\$ 12.00
	1 Star +	-	\$ -	\$ 14.00
	2 Star	-	\$ -	\$ 15.00
	3 Star	-	\$ -	\$ 17.00
	Totals	2	\$ 12.00	
School Age	1 Star	-	\$ -	\$ 10.00
	1 Star +	-	\$ -	\$ 12.00
	2 Star	-	\$ -	\$ 13.00
	3 Star	-	\$ -	\$ 15.00
	Totals	-	\$ -	
Combined Ages	1 Star	5	\$ 13.20	
	1 Star +	-	\$ -	
	2 Star	-	\$ -	
	3 Star	-	\$ -	
	Totals	5	\$ 13.20	

Appendix F: County Data

County Data - 2003 Market Rate Survey - Beaver County - 4

Child Care Centers				
Age	Star Rating	Filled Slots N =	Mean Rate	DHS Rate
Infants	1 Star	-	\$ -	\$ 15.00
	1 Star +	-	\$ -	\$ 17.00
	2 Star	-	\$ -	\$ 20.00
	3 Star	-	\$ -	\$ 23.00
	Totals	-	\$ -	
Toddlers	1 Star	-	\$ -	\$ 15.00
	1 Star +	-	\$ -	\$ 17.00
	2 Star	-	\$ -	\$ 19.00
	3 Star	-	\$ -	\$ 22.00
	Totals	-	\$ -	
2's & 3's	1 Star	-	\$ -	\$ 13.00
	1 Star +	-	\$ -	\$ 15.00
	2 Star	-	\$ -	\$ 17.00
	3 Star	-	\$ -	\$ 19.00
	Totals	-	\$ -	
4's & 5's	1 Star	-	\$ -	\$ 13.00
	1 Star +	-	\$ -	\$ 14.00
	2 Star	-	\$ -	\$ 15.00
	3 Star	-	\$ -	\$ 17.00
	Totals	-	\$ -	
School Age	1 Star	-	\$ -	\$ 11.00
	1 Star +	-	\$ -	\$ 12.00
	2 Star	-	\$ -	\$ 13.00
	3 Star	-	\$ -	\$ 14.00
	Totals	-	\$ -	
Combined Ages	1 Star	-	\$ -	
	1 Star +	-	\$ -	
	2 Star	-	\$ -	
	3 Star	-	\$ -	
	Totals	-	\$ -	

Child Care Homes				
Age	Star Rating	Filled Slots N =	Mean Rate	DHS Rate
Infants and Toddlers	1 Star	11	\$ 13.42	\$ 14.00
	1 Star +	5	\$ 15.60	\$ 16.00
	2 Star	-	\$ -	\$ 18.00
	3 Star	-	\$ -	\$ 21.00
	Totals	16	\$ 14.10	
2 Through 6	1 Star	25	\$ 13.50	\$ 12.00
	1 Star +	18	\$ 15.67	\$ 14.00
	2 Star	-	\$ -	\$ 15.00
	3 Star	-	\$ -	\$ 17.00
	Totals	43	\$ 14.41	
School Age	1 Star	3	\$ 10.00	\$ 10.00
	1 Star +	-	\$ -	\$ 12.00
	2 Star	-	\$ -	\$ 13.00
	3 Star	-	\$ -	\$ 15.00
	Totals	3	\$ 10.00	
Combined Ages	1 Star	39	\$ 13.21	
	1 Star +	23	\$ 15.65	
	2 Star	-	\$ -	
	3 Star	-	\$ -	
	Totals	62	\$ 14.12	

Appendix F: County Data

County Data - 2003 Market Rate Survey - Beckham County - 5

Child Care Centers				
Age	Star Rating	Filled Slots N =	Mean Rate	DHS Rate
Infants	1 Star	9	\$ 15.00	\$ 15.00
	1 Star +	8	\$ 14.00	\$ 17.00
	2 Star	4	\$ 15.00	\$ 20.00
	3 Star	-	\$ -	\$ 23.00
	Totals	21	\$ 14.62	
Toddlers	1 Star	15	\$ 14.73	\$ 15.00
	1 Star +	9	\$ 14.00	\$ 17.00
	2 Star	5	\$ 16.20	\$ 19.00
	3 Star	-	\$ -	\$ 22.00
	Totals	29	\$ 14.76	
2's & 3's	1 Star	42	\$ 12.57	\$ 13.00
	1 Star +	23	\$ 12.39	\$ 15.00
	2 Star	24	\$ 12.67	\$ 17.00
	3 Star	-	\$ -	\$ 19.00
	Totals	89	\$ 12.55	
4's & 5's	1 Star	24	\$ 12.50	\$ 13.00
	1 Star +	25	\$ 12.00	\$ 14.00
	2 Star	24	\$ 12.54	\$ 15.00
	3 Star	-	\$ -	\$ 17.00
	Totals	73	\$ 12.34	
School Age	1 Star	10	\$ 10.20	\$ 11.00
	1 Star +	-	\$ -	\$ 12.00
	2 Star	11	\$ 11.64	\$ 13.00
	3 Star	-	\$ -	\$ 14.00
	Totals	21	\$ 10.95	
Combined Ages	1 Star	100	\$ 12.86	
	1 Star +	65	\$ 12.66	
	2 Star	68	\$ 12.85	
	3 Star	-	\$ -	
	Totals	233	\$ 12.80	

Child Care Homes				
Age	Star Rating	Filled Slots N =	Mean Rate	DHS Rate
Infants and Toddlers	1 Star	56	\$ 14.11	\$ 14.00
	1 Star +	5	\$ 14.60	\$ 16.00
	2 Star	9	\$ 17.00	\$ 18.00
	3 Star	-	\$ -	\$ 21.00
	Totals	70	\$ 14.52	
2 Through 6	1 Star	147	\$ 12.81	\$ 12.00
	1 Star +	12	\$ 12.50	\$ 14.00
	2 Star	18	\$ 14.56	\$ 15.00
	3 Star	-	\$ -	\$ 17.00
	Totals	177	\$ 12.97	
School Age	1 Star	28	\$ 11.04	\$ 10.00
	1 Star +	2	\$ 10.00	\$ 12.00
	2 Star	3	\$ 6.00	\$ 13.00
	3 Star	-	\$ -	\$ 15.00
	Totals	33	\$ 10.52	
Combined Ages	1 Star	231	\$ 12.91	
	1 Star +	19	\$ 12.79	
	2 Star	30	\$ 14.44	
	3 Star	-	\$ -	
	Totals	280	\$ 13.07	

Appendix F: County Data

County Data - 2003 Market Rate Survey - Blaine County - 6

Child Care Centers				
Age	Star Rating	Filled Slots N =	Mean Rate	DHS Rate
Infants	1 Star	6	\$ 15.00	\$ 15.00
	1 Star +	-	\$ -	\$ 17.00
	2 Star	5	\$ 15.80	\$ 20.00
	3 Star	-	\$ -	\$ 23.00
	Totals	11	\$ 15.36	
Toddlers	1 Star	7	\$ 14.43	\$ 15.00
	1 Star +	-	\$ -	\$ 17.00
	2 Star	4	\$ 18.25	\$ 19.00
	3 Star	-	\$ -	\$ 22.00
	Totals	11	\$ 15.82	
2's & 3's	1 Star	24	\$ 12.08	\$ 13.00
	1 Star +	-	\$ -	\$ 15.00
	2 Star	19	\$ 13.76	\$ 17.00
	3 Star	-	\$ -	\$ 19.00
	Totals	43	\$ 12.82	
4's & 5's	1 Star	23	\$ 12.39	\$ 13.00
	1 Star +	-	\$ -	\$ 14.00
	2 Star	11	\$ 11.00	\$ 15.00
	3 Star	-	\$ -	\$ 17.00
	Totals	34	\$ 11.94	
School Age	1 Star	6	\$ 9.33	\$ 11.00
	1 Star +	-	\$ -	\$ 12.00
	2 Star	-	\$ -	\$ 13.00
	3 Star	-	\$ -	\$ 14.00
	Totals	6	\$ 9.33	
Combined Ages	1 Star	66	\$ 12.45	
	1 Star +	-	\$ -	
	2 Star	39	\$ 13.70	
	3 Star	-	\$ -	
	Totals	105	\$ 12.92	

Child Care Homes				
Age	Star Rating	Filled Slots N =	Mean Rate	DHS Rate
Infants and Toddlers	1 Star	8	\$ 12.38	\$ 14.00
	1 Star +	5	\$ 15.00	\$ 16.00
	2 Star	2	\$ 15.00	\$ 18.00
	3 Star	-	\$ -	\$ 21.00
	Totals	15	\$ 13.60	
2 Through 6	1 Star	24	\$ 11.33	\$ 12.00
	1 Star +	1	\$ 15.00	\$ 14.00
	2 Star	4	\$ 15.00	\$ 15.00
	3 Star	-	\$ -	\$ 17.00
	Totals	29	\$ 11.96	
School Age	1 Star	4	\$ 10.50	\$ 10.00
	1 Star +	-	\$ -	\$ 12.00
	2 Star	2	\$ 15.00	\$ 13.00
	3 Star	-	\$ -	\$ 15.00
	Totals	6	\$ 12.00	
Combined Ages	1 Star	36	\$ 11.47	
	1 Star +	6	\$ 15.00	
	2 Star	8	\$ 15.00	
	3 Star	-	\$ -	
	Totals	50	\$ 12.46	

Appendix F: County Data

County Data - 2003 Market Rate Survey - Bryan County - 7

Child Care Centers				
Age	Star Rating	Filled Slots N =	Mean Rate	DHS Rate
Infants	1 Star	12	\$ 14.92	\$ 15.00
	1 Star +	23	\$ 16.13	\$ 17.00
	2 Star	13	\$ 15.69	\$ 20.00
	3 Star	-	\$ -	\$ 23.00
	Totals	48	\$ 15.71	
Toddlers	1 Star	17	\$ 14.82	\$ 15.00
	1 Star +	31	\$ 15.87	\$ 17.00
	2 Star	39	\$ 16.31	\$ 19.00
	3 Star	-	\$ -	\$ 22.00
	Totals	87	\$ 15.86	
2's & 3's	1 Star	54	\$ 13.48	\$ 13.00
	1 Star +	89	\$ 14.04	\$ 15.00
	2 Star	59	\$ 14.49	\$ 17.00
	3 Star	-	\$ -	\$ 19.00
	Totals	202	\$ 14.02	
4's & 5's	1 Star	16	\$ 12.31	\$ 13.00
	1 Star +	34	\$ 13.12	\$ 14.00
	2 Star	60	\$ 13.13	\$ 15.00
	3 Star	-	\$ -	\$ 17.00
	Totals	110	\$ 13.01	
School Age	1 Star	11	\$ 14.18	\$ 11.00
	1 Star +	28	\$ 10.82	\$ 12.00
	2 Star	-	\$ -	\$ 13.00
	3 Star	-	\$ -	\$ 14.00
	Totals	39	\$ 11.77	
Combined Ages	1 Star	110	\$ 13.74	
	1 Star +	205	\$ 13.96	
	2 Star	171	\$ 14.52	
	3 Star	-	\$ -	
	Totals	486	\$ 14.11	

Child Care Homes				
Age	Star Rating	Filled Slots N =	Mean Rate	DHS Rate
Infants and Toddlers	1 Star	5	\$ 14.60	\$ 14.00
	1 Star +	6	\$ 15.50	\$ 16.00
	2 Star	-	\$ -	\$ 18.00
	3 Star	-	\$ -	\$ 21.00
	Totals	11	\$ 15.09	
2 Through 6	1 Star	35	\$ 13.71	\$ 12.00
	1 Star +	9	\$ 13.67	\$ 14.00
	2 Star	-	\$ -	\$ 15.00
	3 Star	-	\$ -	\$ 17.00
	Totals	44	\$ 13.70	
School Age	1 Star	3	\$ 9.33	\$ 10.00
	1 Star +	4	\$ 12.00	\$ 12.00
	2 Star	-	\$ -	\$ 13.00
	3 Star	-	\$ -	\$ 15.00
	Totals	7	\$ 10.86	
Combined Ages	1 Star	43	\$ 13.51	
	1 Star +	19	\$ 13.90	
	2 Star	-	\$ -	
	3 Star	-	\$ -	
	Totals	62	\$ 13.63	

Appendix F: County Data

County Data - 2003 Market Rate Survey - Caddo County - 8

Child Care Centers				
Age	Star Rating	Filled Slots N =	Mean Rate	DHS Rate
Infants	1 Star	10	\$ 14.60	\$ 15.00
	1 Star +	8	\$ 13.50	\$ 17.00
	2 Star	21	\$ 17.14	\$ 20.00
	3 Star	6	\$ 23.00	\$ 23.00
	Totals	45	\$ 16.71	
Toddlers	1 Star	11	\$ 15.18	\$ 15.00
	1 Star +	8	\$ 12.63	\$ 17.00
	2 Star	12	\$ 17.50	\$ 19.00
	3 Star	24	\$ 23.00	\$ 22.00
	Totals	55	\$ 18.73	
2's & 3's	1 Star	23	\$ 14.13	\$ 13.00
	1 Star +	30	\$ 11.67	\$ 15.00
	2 Star	20	\$ 14.35	\$ 17.00
	3 Star	31	\$ 19.00	\$ 19.00
	Totals	104	\$ 14.91	
4's & 5's	1 Star	18	\$ 13.00	\$ 13.00
	1 Star +	17	\$ 14.29	\$ 14.00
	2 Star	22	\$ 10.64	\$ 15.00
	3 Star	24	\$ 17.00	\$ 17.00
	Totals	81	\$ 13.81	
School Age	1 Star	6	\$ 10.00	\$ 11.00
	1 Star +	13	\$ 10.00	\$ 12.00
	2 Star	-	\$ -	\$ 13.00
	3 Star	17	\$ 14.00	\$ 14.00
	Totals	36	\$ 11.89	
Combined Ages	1 Star	68	\$ 13.71	
	1 Star +	76	\$ 12.26	
	2 Star	75	\$ 14.55	
	3 Star	102	\$ 18.87	
	Totals	321	\$ 15.20	

Child Care Homes				
Age	Star Rating	Filled Slots N =	Mean Rate	DHS Rate
Infants and Toddlers	1 Star	32	\$ 13.95	\$ 14.00
	1 Star +	7	\$ 17.00	\$ 16.00
	2 Star	-	\$ -	\$ 18.00
	3 Star	-	\$ -	\$ 21.00
	Totals	39	\$ 14.50	
2 Through 6	1 Star	55	\$ 11.69	\$ 12.00
	1 Star +	9	\$ 15.00	\$ 14.00
	2 Star	5	\$ 15.00	\$ 15.00
	3 Star	-	\$ -	\$ 17.00
	Totals	69	\$ 12.36	
School Age	1 Star	9	\$ 7.11	\$ 10.00
	1 Star +	1	\$ 13.00	\$ 12.00
	2 Star	3	\$ 13.00	\$ 13.00
	3 Star	-	\$ -	\$ 15.00
	Totals	13	\$ 8.92	
Combined Ages	1 Star	96	\$ 12.01	
	1 Star +	17	\$ 15.71	
	2 Star	8	\$ 14.25	
	3 Star	-	\$ -	
	Totals	121	\$ 12.68	

Appendix F: County Data

County Data - 2003 Market Rate Survey - Canadian County - 9

Child Care Centers				
Age	Star Rating	Filled Slots N =	Mean Rate	DHS Rate
Infants	1 Star	18	\$ 24.47	\$ 15.00
	1 Star +	4	\$ 19.00	\$ 20.00
	2 Star	56	\$ 25.26	\$ 26.00
	3 Star	-	\$ -	\$ 29.00
	Totals	78	\$ 24.76	
Toddlers	1 Star	28	\$ 23.94	\$ 15.00
	1 Star +	8	\$ 19.00	\$ 19.00
	2 Star	99	\$ 25.38	\$ 23.00
	3 Star	-	\$ -	\$ 26.00
	Totals	135	\$ 24.70	
2's & 3's	1 Star	99	\$ 18.39	\$ 13.00
	1 Star +	40	\$ 17.50	\$ 17.00
	2 Star	360	\$ 19.18	\$ 21.00
	3 Star	-	\$ -	\$ 23.00
	Totals	499	\$ 18.89	
4's & 5's	1 Star	76	\$ 16.71	\$ 13.00
	1 Star +	82	\$ 15.10	\$ 16.00
	2 Star	432	\$ 17.45	\$ 19.00
	3 Star	-	\$ -	\$ 21.00
	Totals	590	\$ 17.03	
School Age	1 Star	57	\$ 13.58	\$ 11.00
	1 Star +	73	\$ 9.96	\$ 14.00
	2 Star	182	\$ 13.80	\$ 16.00
	3 Star	-	\$ -	\$ 17.00
	Totals	312	\$ 12.86	
Combined Ages	1 Star	278	\$ 17.90	
	1 Star +	207	\$ 13.98	
	2 Star	1,129	\$ 18.50	
	3 Star	-	\$ -	
	Totals	1,614	\$ 17.81	

Child Care Homes				
Age	Star Rating	Filled Slots N =	Mean Rate	DHS Rate
Infants and Toddlers	1 Star	123	\$ 17.66	\$ 14.00
	1 Star +	21	\$ 19.67	\$ 18.00
	2 Star	67	\$ 21.75	\$ 23.00
	3 Star	1	\$ 25.00	\$ 26.00
	Totals	212	\$ 19.19	
2 Through 6	1 Star	176	\$ 15.50	\$ 12.00
	1 Star +	69	\$ 16.86	\$ 16.00
	2 Star	91	\$ 18.20	\$ 19.00
	3 Star	6	\$ 22.67	\$ 22.00
	Totals	342	\$ 16.62	
School Age	1 Star	27	\$ 12.73	\$ 10.00
	1 Star +	3	\$ 7.67	\$ 12.00
	2 Star	24	\$ 16.00	\$ 15.00
	3 Star	1	\$ 20.00	\$ 17.00
	Totals	55	\$ 14.01	
Combined Ages	1 Star	326	\$ 16.09	
	1 Star +	93	\$ 17.20	
	2 Star	182	\$ 19.22	
	3 Star	8	\$ 22.63	
	Totals	609	\$ 17.28	

Appendix F: County Data

County Data - 2003 Market Rate Survey - Carter County - 10

Child Care Centers				
Age	Star Rating	Filled Slots N =	Mean Rate	DHS Rate
Infants	1 Star	-	\$ -	\$ 15.00
	1 Star +	39	\$ 16.36	\$ 17.00
	2 Star	36	\$ 16.58	\$ 20.00
	3 Star	-	\$ -	\$ 23.00
	Totals	75	\$ 16.47	
Toddlers	1 Star	-	\$ -	\$ 15.00
	1 Star +	35	\$ 15.57	\$ 17.00
	2 Star	62	\$ 16.39	\$ 19.00
	3 Star	-	\$ -	\$ 22.00
	Totals	97	\$ 16.09	
2's & 3's	1 Star	57	\$ 13.61	\$ 13.00
	1 Star +	92	\$ 14.32	\$ 15.00
	2 Star	115	\$ 14.29	\$ 17.00
	3 Star	-	\$ -	\$ 19.00
	Totals	264	\$ 14.15	
4's & 5's	1 Star	41	\$ 13.65	\$ 13.00
	1 Star +	46	\$ 13.59	\$ 14.00
	2 Star	106	\$ 13.50	\$ 15.00
	3 Star	-	\$ -	\$ 17.00
	Totals	193	\$ 13.55	
School Age	1 Star	5	\$ 14.00	\$ 11.00
	1 Star +	19	\$ 12.26	\$ 12.00
	2 Star	40	\$ 12.03	\$ 13.00
	3 Star	-	\$ -	\$ 14.00
	Totals	64	\$ 12.25	
Combined Ages	1 Star	103	\$ 13.64	
	1 Star +	231	\$ 14.54	
	2 Star	359	\$ 14.40	
	3 Star	-	\$ -	
	Totals	693	\$ 14.33	

Child Care Homes				
Age	Star Rating	Filled Slots N =	Mean Rate	DHS Rate
Infants and Toddlers	1 Star	23	\$ 13.90	\$ 14.00
	1 Star +	2	\$ 14.00	\$ 16.00
	2 Star	1	\$ 18.00	\$ 18.00
	3 Star	-	\$ -	\$ 21.00
	Totals	26	\$ 14.07	
2 Through 6	1 Star	49	\$ 12.70	\$ 12.00
	1 Star +	9	\$ 12.00	\$ 14.00
	2 Star	2	\$ 15.00	\$ 15.00
	3 Star	-	\$ -	\$ 17.00
	Totals	60	\$ 12.67	
School Age	1 Star	13	\$ 11.52	\$ 10.00
	1 Star +	4	\$ 11.00	\$ 12.00
	2 Star	-	\$ -	\$ 13.00
	3 Star	-	\$ -	\$ 15.00
	Totals	17	\$ 11.40	
Combined Ages	1 Star	85	\$ 12.84	
	1 Star +	15	\$ 12.00	
	2 Star	3	\$ 16.00	
	3 Star	-	\$ -	
	Totals	103	\$ 12.81	

Appendix F: County Data

County Data - 2003 Market Rate Survey - Cherokee County - 11

Child Care Centers				
Age	Star Rating	Filled Slots N =	Mean Rate	DHS Rate
Infants	1 Star	1	\$ 15.00	\$ 15.00
	1 Star +	12	\$ 17.00	\$ 17.00
	2 Star	14	\$ 20.00	\$ 20.00
	3 Star	14	\$ 23.00	\$ 23.00
	Totals	41	\$ 20.02	
Toddlers	1 Star	2	\$ 15.00	\$ 15.00
	1 Star +	16	\$ 17.00	\$ 17.00
	2 Star	18	\$ 20.00	\$ 19.00
	3 Star	26	\$ 23.00	\$ 22.00
	Totals	62	\$ 20.32	
2's & 3's	1 Star	12	\$ 14.00	\$ 13.00
	1 Star +	65	\$ 15.00	\$ 15.00
	2 Star	34	\$ 17.00	\$ 17.00
	3 Star	61	\$ 18.90	\$ 19.00
	Totals	172	\$ 16.71	
4's & 5's	1 Star	10	\$ 13.60	\$ 13.00
	1 Star +	21	\$ 13.90	\$ 14.00
	2 Star	10	\$ 15.00	\$ 15.00
	3 Star	53	\$ 16.89	\$ 17.00
	Totals	94	\$ 15.67	
School Age	1 Star	15	\$ 11.53	\$ 11.00
	1 Star +	-	\$ -	\$ 12.00
	2 Star	4	\$ 13.00	\$ 13.00
	3 Star	30	\$ 14.00	\$ 14.00
	Totals	49	\$ 13.16	
Combined Ages	1 Star	40	\$ 13.05	
	1 Star +	114	\$ 15.29	
	2 Star	80	\$ 17.75	
	3 Star	184	\$ 18.41	
	Totals	418	\$ 16.92	

Child Care Homes				
Age	Star Rating	Filled Slots N =	Mean Rate	DHS Rate
Infants and Toddlers	1 Star	21	\$ 14.95	\$ 14.00
	1 Star +	13	\$ 16.00	\$ 16.00
	2 Star	31	\$ 17.74	\$ 18.00
	3 Star	-	\$ -	\$ 21.00
	Totals	65	\$ 16.49	
2 Through 6	1 Star	44	\$ 13.68	\$ 12.00
	1 Star +	35	\$ 14.11	\$ 14.00
	2 Star	56	\$ 15.00	\$ 15.00
	3 Star	3	\$ 21.00	\$ 17.00
	Totals	138	\$ 14.48	
School Age	1 Star	5	\$ 11.20	\$ 10.00
	1 Star +	9	\$ 13.56	\$ 12.00
	2 Star	6	\$ 13.00	\$ 13.00
	3 Star	1	\$ 21.00	\$ 15.00
	Totals	21	\$ 13.19	
Combined Ages	1 Star	70	\$ 13.88	
	1 Star +	57	\$ 14.45	
	2 Star	93	\$ 15.78	
	3 Star	4	\$ 21.00	
	Totals	224	\$ 14.95	

Appendix F: County Data

County Data - 2003 Market Rate Survey - Choctaw County - 12

Child Care Centers				
Age	Star Rating	Filled Slots N =	Mean Rate	DHS Rate
Infants	1 Star	6	\$ 17.00	\$ 15.00
	1 Star +	10	\$ 12.80	\$ 17.00
	2 Star	-	\$ -	\$ 20.00
	3 Star	-	\$ -	\$ 23.00
	Totals	16	\$ 14.38	
Toddlers	1 Star	26	\$ 14.85	\$ 15.00
	1 Star +	16	\$ 12.88	\$ 17.00
	2 Star	-	\$ -	\$ 19.00
	3 Star	-	\$ -	\$ 22.00
	Totals	42	\$ 14.10	
2's & 3's	1 Star	32	\$ 12.44	\$ 13.00
	1 Star +	19	\$ 12.58	\$ 15.00
	2 Star	-	\$ -	\$ 17.00
	3 Star	-	\$ -	\$ 19.00
	Totals	51	\$ 12.49	
4's & 5's	1 Star	19	\$ 11.58	\$ 13.00
	1 Star +	9	\$ 13.00	\$ 14.00
	2 Star	-	\$ -	\$ 15.00
	3 Star	-	\$ -	\$ 17.00
	Totals	28	\$ 12.04	
School Age	1 Star	2	\$ 10.00	\$ 11.00
	1 Star +	-	\$ -	\$ 12.00
	2 Star	-	\$ -	\$ 13.00
	3 Star	-	\$ -	\$ 14.00
	Totals	2	\$ 10.00	
Combined Ages	1 Star	85	\$ 13.25	
	1 Star +	54	\$ 12.78	
	2 Star	-	\$ -	
	3 Star	-	\$ -	
	Totals	139	\$ 13.06	

Child Care Homes				
Age	Star Rating	Filled Slots N =	Mean Rate	DHS Rate
Infants and Toddlers	1 Star	6	\$ 11.17	\$ 14.00
	1 Star +	9	\$ 17.33	\$ 16.00
	2 Star	2	\$ 12.00	\$ 18.00
	3 Star	-	\$ -	\$ 21.00
	Totals	17	\$ 14.53	
2 Through 6	1 Star	31	\$ 11.16	\$ 12.00
	1 Star +	22	\$ 13.05	\$ 14.00
	2 Star	5	\$ 12.00	\$ 15.00
	3 Star	-	\$ -	\$ 17.00
	Totals	58	\$ 11.95	
School Age	1 Star	9	\$ 10.44	\$ 10.00
	1 Star +	8	\$ 9.50	\$ 12.00
	2 Star	5	\$ 3.00	\$ 13.00
	3 Star	-	\$ -	\$ 15.00
	Totals	22	\$ 8.41	
Combined Ages	1 Star	46	\$ 11.02	
	1 Star +	39	\$ 13.31	
	2 Star	12	\$ 8.25	
	3 Star	-	\$ -	
	Totals	97	\$ 11.60	

Appendix F: County Data

County Data - 2003 Market Rate Survey - Cimarron County - 13

Child Care Centers				
Age	Star Rating	Filled Slots N =	Mean Rate	DHS Rate
Infants	1 Star	-	\$ -	\$ 15.00
	1 Star +	-	\$ -	\$ 17.00
	2 Star	-	\$ -	\$ 20.00
	3 Star	-	\$ -	\$ 23.00
	Totals	-	\$ -	
Toddlers	1 Star	-	\$ -	\$ 15.00
	1 Star +	-	\$ -	\$ 17.00
	2 Star	-	\$ -	\$ 19.00
	3 Star	-	\$ -	\$ 22.00
	Totals	-	\$ -	
2's & 3's	1 Star	-	\$ -	\$ 13.00
	1 Star +	-	\$ -	\$ 15.00
	2 Star	-	\$ -	\$ 17.00
	3 Star	-	\$ -	\$ 19.00
	Totals	-	\$ -	
4's & 5's	1 Star	-	\$ -	\$ 13.00
	1 Star +	-	\$ -	\$ 14.00
	2 Star	-	\$ -	\$ 15.00
	3 Star	-	\$ -	\$ 17.00
	Totals	-	\$ -	
School Age	1 Star	-	\$ -	\$ 11.00
	1 Star +	-	\$ -	\$ 12.00
	2 Star	-	\$ -	\$ 13.00
	3 Star	-	\$ -	\$ 14.00
	Totals	-	\$ -	
Combined Ages	1 Star	-	\$ -	
	1 Star +	-	\$ -	
	2 Star	-	\$ -	
	3 Star	-	\$ -	
	Totals	-	\$ -	

Child Care Homes				
Age	Star Rating	Filled Slots N =	Mean Rate	DHS Rate
Infants and Toddlers	1 Star	2	\$ 15.00	\$ 14.00
	1 Star +	-	\$ -	\$ 16.00
	2 Star	-	\$ -	\$ 18.00
	3 Star	-	\$ -	\$ 21.00
	Totals	2	\$ 15.00	
2 Through 6	1 Star	21	\$ 16.67	\$ 12.00
	1 Star +	-	\$ -	\$ 14.00
	2 Star	-	\$ -	\$ 15.00
	3 Star	-	\$ -	\$ 17.00
	Totals	21	\$ 16.67	
School Age	1 Star	3	\$ 15.00	\$ 10.00
	1 Star +	-	\$ -	\$ 12.00
	2 Star	-	\$ -	\$ 13.00
	3 Star	-	\$ -	\$ 15.00
	Totals	3	\$ 15.00	
Combined Ages	1 Star	26	\$ 16.35	
	1 Star +	-	\$ -	
	2 Star	-	\$ -	
	3 Star	-	\$ -	
	Totals	26	\$ 16.35	

Appendix F: County Data

County Data - 2003 Market Rate Survey - Cleveland County - 14

Child Care Centers				
Age	Star Rating	Filled Slots N =	Mean Rate	DHS Rate
Infants	1 Star	13	\$ 24.60	\$ 15.00
	1 Star +	52	\$ 23.19	\$ 20.00
	2 Star	104	\$ 26.24	\$ 26.00
	3 Star	20	\$ 28.60	\$ 29.00
	Totals	189	\$ 25.54	
Toddlers	1 Star	30	\$ 23.95	\$ 15.00
	1 Star +	100	\$ 23.74	\$ 19.00
	2 Star	218	\$ 26.26	\$ 23.00
	3 Star	32	\$ 28.44	\$ 26.00
	Totals	380	\$ 25.60	
2's & 3's	1 Star	220	\$ 19.49	\$ 13.00
	1 Star +	297	\$ 18.31	\$ 17.00
	2 Star	711	\$ 20.59	\$ 21.00
	3 Star	130	\$ 23.59	\$ 23.00
	Totals	1,358	\$ 20.20	
4's & 5's	1 Star	285	\$ 20.53	\$ 13.00
	1 Star +	291	\$ 16.67	\$ 16.00
	2 Star	828	\$ 19.27	\$ 19.00
	3 Star	117	\$ 21.56	\$ 21.00
	Totals	1,521	\$ 19.18	
School Age	1 Star	91	\$ 12.98	\$ 11.00
	1 Star +	149	\$ 13.00	\$ 14.00
	2 Star	341	\$ 15.59	\$ 16.00
	3 Star	20	\$ 13.00	\$ 17.00
	Totals	601	\$ 14.47	
Combined Ages	1 Star	639	\$ 19.34	
	1 Star +	889	\$ 17.78	
	2 Star	2,202	\$ 20.15	
	3 Star	319	\$ 22.98	
	Totals	4,049	\$ 19.72	

Child Care Homes				
Age	Star Rating	Filled Slots N =	Mean Rate	DHS Rate
Infants and Toddlers	1 Star	183	\$ 19.05	\$ 14.00
	1 Star +	64	\$ 19.73	\$ 18.00
	2 Star	55	\$ 23.37	\$ 23.00
	3 Star	-	\$ -	\$ 26.00
	Totals	302	\$ 19.98	
2 Through 6	1 Star	275	\$ 16.91	\$ 12.00
	1 Star +	83	\$ 18.83	\$ 16.00
	2 Star	128	\$ 19.81	\$ 19.00
	3 Star	5	\$ 18.00	\$ 22.00
	Totals	491	\$ 18.00	
School Age	1 Star	59	\$ 12.16	\$ 10.00
	1 Star +	9	\$ 17.73	\$ 12.00
	2 Star	12	\$ 15.52	\$ 15.00
	3 Star	-	\$ -	\$ 17.00
	Totals	80	\$ 13.29	
Combined Ages	1 Star	517	\$ 17.13	
	1 Star +	156	\$ 19.14	
	2 Star	195	\$ 20.55	
	3 Star	5	\$ 18.00	
	Totals	873	\$ 18.25	

Appendix F: County Data

County Data - 2003 Market Rate Survey - Coal County - 15

Child Care Centers				
Age	Star Rating	Filled Slots N =	Mean Rate	DHS Rate
Infants	1 Star	-	\$ -	\$ 15.00
	1 Star +	-	\$ -	\$ 17.00
	2 Star	-	\$ -	\$ 20.00
	3 Star	-	\$ -	\$ 23.00
	Totals	-	\$ -	
Toddlers	1 Star	-	\$ -	\$ 15.00
	1 Star +	6	\$ 13.00	\$ 17.00
	2 Star	-	\$ -	\$ 19.00
	3 Star	-	\$ -	\$ 22.00
	Totals	6	\$ 13.00	
2's & 3's	1 Star	-	\$ -	\$ 13.00
	1 Star +	8	\$ 12.50	\$ 15.00
	2 Star	-	\$ -	\$ 17.00
	3 Star	-	\$ -	\$ 19.00
	Totals	8	\$ 12.50	
4's & 5's	1 Star	-	\$ -	\$ 13.00
	1 Star +	4	\$ 12.00	\$ 14.00
	2 Star	-	\$ -	\$ 15.00
	3 Star	-	\$ -	\$ 17.00
	Totals	4	\$ 12.00	
School Age	1 Star	-	\$ -	\$ 11.00
	1 Star +	-	\$ -	\$ 12.00
	2 Star	-	\$ -	\$ 13.00
	3 Star	-	\$ -	\$ 14.00
	Totals	-	\$ -	
Combined Ages	1 Star	-	\$ -	
	1 Star +	18	\$ 12.56	
	2 Star	-	\$ -	
	3 Star	-	\$ -	
	Totals	18	\$ 12.56	

Child Care Homes				
Age	Star Rating	Filled Slots N =	Mean Rate	DHS Rate
Infants and Toddlers	1 Star	12	\$ 13.83	\$ 14.00
	1 Star +	-	\$ -	\$ 16.00
	2 Star	5	\$ 18.00	\$ 18.00
	3 Star	-	\$ -	\$ 21.00
	Totals	17	\$ 15.06	
2 Through 6	1 Star	8	\$ 13.00	\$ 12.00
	1 Star +	-	\$ -	\$ 14.00
	2 Star	3	\$ 14.00	\$ 15.00
	3 Star	-	\$ -	\$ 17.00
	Totals	11	\$ 13.27	
School Age	1 Star	-	\$ -	\$ 10.00
	1 Star +	-	\$ -	\$ 12.00
	2 Star	-	\$ -	\$ 13.00
	3 Star	-	\$ -	\$ 15.00
	Totals	-	\$ -	
Combined Ages	1 Star	20	\$ 13.50	
	1 Star +	-	\$ -	
	2 Star	8	\$ 16.50	
	3 Star	-	\$ -	
	Totals	28	\$ 14.36	

Appendix F: County Data

County Data - 2003 Market Rate Survey - Comanche County - 16

Child Care Centers				
Age	Star Rating	Filled Slots N =	Mean Rate	DHS Rate
Infants	1 Star	7	\$ 15.86	\$ 15.00
	1 Star +	14	\$ 17.14	\$ 17.00
	2 Star	79	\$ 22.76	\$ 20.00
	3 Star	37	\$ 28.19	\$ 23.00
	Totals	137	\$ 23.30	
Toddlers	1 Star	22	\$ 18.55	\$ 15.00
	1 Star +	29	\$ 17.00	\$ 17.00
	2 Star	142	\$ 23.05	\$ 19.00
	3 Star	67	\$ 28.67	\$ 22.00
	Totals	260	\$ 23.44	
2's & 3's	1 Star	69	\$ 14.52	\$ 13.00
	1 Star +	97	\$ 14.89	\$ 15.00
	2 Star	323	\$ 19.53	\$ 17.00
	3 Star	170	\$ 23.68	\$ 19.00
	Totals	659	\$ 19.39	
4's & 5's	1 Star	77	\$ 13.69	\$ 13.00
	1 Star +	117	\$ 13.97	\$ 14.00
	2 Star	328	\$ 17.11	\$ 15.00
	3 Star	127	\$ 21.77	\$ 17.00
	Totals	649	\$ 17.05	
School Age	1 Star	66	\$ 12.95	\$ 11.00
	1 Star +	54	\$ 8.26	\$ 12.00
	2 Star	138	\$ 13.86	\$ 13.00
	3 Star	24	\$ 18.38	\$ 14.00
	Totals	282	\$ 12.96	
Combined Ages	1 Star	241	\$ 14.23	
	1 Star +	311	\$ 13.69	
	2 Star	1,010	\$ 18.72	
	3 Star	425	\$ 23.99	
	Totals	1,987	\$ 18.51	

Child Care Homes				
Age	Star Rating	Filled Slots N =	Mean Rate	DHS Rate
Infants and Toddlers	1 Star	86	\$ 16.12	\$ 14.00
	1 Star +	67	\$ 15.15	\$ 16.00
	2 Star	72	\$ 16.31	\$ 18.00
	3 Star	-	\$ -	\$ 21.00
	Totals	225	\$ 15.89	
2 Through 6	1 Star	173	\$ 13.92	\$ 12.00
	1 Star +	116	\$ 13.68	\$ 14.00
	2 Star	136	\$ 14.76	\$ 15.00
	3 Star	-	\$ -	\$ 17.00
	Totals	425	\$ 14.12	
School Age	1 Star	59	\$ 11.48	\$ 10.00
	1 Star +	27	\$ 11.11	\$ 12.00
	2 Star	29	\$ 13.49	\$ 13.00
	3 Star	-	\$ -	\$ 15.00
	Totals	115	\$ 11.90	
Combined Ages	1 Star	318	\$ 14.06	
	1 Star +	210	\$ 13.82	
	2 Star	237	\$ 15.08	
	3 Star	-	\$ -	
	Totals	765	\$ 14.31	

Appendix F: County Data

County Data - 2003 Market Rate Survey - Cotton County - 17

Child Care Centers				
Age	Star Rating	Filled Slots N =	Mean Rate	DHS Rate
Infants	1 Star	-	\$ -	\$ 15.00
	1 Star +	6	\$ 12.00	\$ 17.00
	2 Star	-	\$ -	\$ 20.00
	3 Star	-	\$ -	\$ 23.00
	Totals	6	\$ 12.00	
Toddlers	1 Star	-	\$ -	\$ 15.00
	1 Star +	3	\$ 12.00	\$ 17.00
	2 Star	-	\$ -	\$ 19.00
	3 Star	-	\$ -	\$ 22.00
	Totals	3	\$ 12.00	
2's & 3's	1 Star	-	\$ -	\$ 13.00
	1 Star +	7	\$ 11.00	\$ 15.00
	2 Star	-	\$ -	\$ 17.00
	3 Star	-	\$ -	\$ 19.00
	Totals	7	\$ 11.00	
4's & 5's	1 Star	-	\$ -	\$ 13.00
	1 Star +	10	\$ 11.00	\$ 14.00
	2 Star	-	\$ -	\$ 15.00
	3 Star	-	\$ -	\$ 17.00
	Totals	10	\$ 11.00	
School Age	1 Star	-	\$ -	\$ 11.00
	1 Star +	-	\$ -	\$ 12.00
	2 Star	-	\$ -	\$ 13.00
	3 Star	-	\$ -	\$ 14.00
	Totals	-	\$ -	
Combined Ages	1 Star	-	\$ -	
	1 Star +	26	\$ 11.35	
	2 Star	-	\$ -	
	3 Star	-	\$ -	
	Totals	26	\$ 11.35	

Child Care Homes				
Age	Star Rating	Filled Slots N =	Mean Rate	DHS Rate
Infants and Toddlers	1 Star	2	\$ 11.00	\$ 14.00
	1 Star +	-	\$ -	\$ 16.00
	2 Star	7	\$ 13.43	\$ 18.00
	3 Star	-	\$ -	\$ 21.00
	Totals	9	\$ 12.89	
2 Through 6	1 Star	8	\$ 11.00	\$ 12.00
	1 Star +	-	\$ -	\$ 14.00
	2 Star	9	\$ 12.11	\$ 15.00
	3 Star	-	\$ -	\$ 17.00
	Totals	17	\$ 11.59	
School Age	1 Star	3	\$ 10.00	\$ 10.00
	1 Star +	-	\$ -	\$ 12.00
	2 Star	4	\$ 12.00	\$ 13.00
	3 Star	-	\$ -	\$ 15.00
	Totals	7	\$ 11.14	
Combined Ages	1 Star	13	\$ 10.77	
	1 Star +	-	\$ -	
	2 Star	20	\$ 12.55	
	3 Star	-	\$ -	
	Totals	33	\$ 11.85	

Appendix F: County Data

County Data - 2003 Market Rate Survey - Craig County - 18

Child Care Centers				
Age	Star Rating	Filled Slots N =	Mean Rate	DHS Rate
Infants	1 Star	3	\$ 16.67	\$ 15.00
	1 Star +	1	\$ 17.00	\$ 17.00
	2 Star	4	\$ 13.50	\$ 20.00
	3 Star	-	\$ -	\$ 23.00
	Totals	8	\$ 15.13	
Toddlers	1 Star	7	\$ 18.57	\$ 15.00
	1 Star +	10	\$ 17.00	\$ 17.00
	2 Star	8	\$ 12.75	\$ 19.00
	3 Star	-	\$ -	\$ 22.00
	Totals	25	\$ 16.08	
2's & 3's	1 Star	11	\$ 11.55	\$ 13.00
	1 Star +	15	\$ 17.00	\$ 15.00
	2 Star	27	\$ 11.30	\$ 17.00
	3 Star	-	\$ -	\$ 19.00
	Totals	53	\$ 12.97	
4's & 5's	1 Star	17	\$ 11.94	\$ 13.00
	1 Star +	5	\$ 17.00	\$ 14.00
	2 Star	35	\$ 10.43	\$ 15.00
	3 Star	-	\$ -	\$ 17.00
	Totals	57	\$ 11.46	
School Age	1 Star	16	\$ 9.63	\$ 11.00
	1 Star +	-	\$ -	\$ 12.00
	2 Star	20	\$ 7.70	\$ 13.00
	3 Star	-	\$ -	\$ 14.00
	Totals	36	\$ 8.56	
Combined Ages	1 Star	54	\$ 12.30	
	1 Star +	31	\$ 17.00	
	2 Star	94	\$ 10.43	
	3 Star	-	\$ -	
	Totals	179	\$ 12.13	

Child Care Homes				
Age	Star Rating	Filled Slots N =	Mean Rate	DHS Rate
Infants and Toddlers	1 Star	19	\$ 13.42	\$ 14.00
	1 Star +	-	\$ -	\$ 16.00
	2 Star	1	\$ 12.00	\$ 18.00
	3 Star	-	\$ -	\$ 21.00
	Totals	20	\$ 13.35	
2 Through 6	1 Star	22	\$ 12.45	\$ 12.00
	1 Star +	6	\$ 19.60	\$ 14.00
	2 Star	6	\$ 11.33	\$ 15.00
	3 Star	-	\$ -	\$ 17.00
	Totals	34	\$ 13.51	
School Age	1 Star	7	\$ 10.86	\$ 10.00
	1 Star +	6	\$ 16.80	\$ 12.00
	2 Star	3	\$ 8.00	\$ 13.00
	3 Star	-	\$ -	\$ 15.00
	Totals	16	\$ 12.55	
Combined Ages	1 Star	48	\$ 12.60	
	1 Star +	12	\$ 18.20	
	2 Star	10	\$ 10.40	
	3 Star	-	\$ -	
	Totals	70	\$ 13.25	

Appendix F: County Data

County Data - 2003 Market Rate Survey - Creek County - 19

Child Care Centers				
Age	Star Rating	Filled Slots N =	Mean Rate	DHS Rate
Infants	1 Star	34	\$ 19.09	\$ 15.00
	1 Star +	14	\$ 17.57	\$ 17.00
	2 Star	24	\$ 18.25	\$ 20.00
	3 Star	8	\$ 14.00	\$ 23.00
	Totals	80	\$ 18.06	
Toddlers	1 Star	46	\$ 21.39	\$ 15.00
	1 Star +	24	\$ 17.67	\$ 17.00
	2 Star	46	\$ 17.37	\$ 19.00
	3 Star	8	\$ 14.00	\$ 22.00
	Totals	124	\$ 18.70	
2's & 3's	1 Star	102	\$ 15.70	\$ 13.00
	1 Star +	65	\$ 16.14	\$ 15.00
	2 Star	98	\$ 14.55	\$ 17.00
	3 Star	16	\$ 14.00	\$ 19.00
	Totals	281	\$ 15.30	
4's & 5's	1 Star	103	\$ 14.53	\$ 13.00
	1 Star +	60	\$ 14.83	\$ 14.00
	2 Star	89	\$ 12.70	\$ 15.00
	3 Star	80	\$ 14.00	\$ 17.00
	Totals	332	\$ 13.97	
School Age	1 Star	115	\$ 11.92	\$ 11.00
	1 Star +	31	\$ 14.23	\$ 12.00
	2 Star	51	\$ 10.08	\$ 13.00
	3 Star	-	\$ -	\$ 14.00
	Totals	197	\$ 11.81	
Combined Ages	1 Star	400	\$ 15.25	
	1 Star +	194	\$ 15.72	
	2 Star	308	\$ 13.98	
	3 Star	112	\$ 14.00	
	Totals	1,014	\$ 14.82	

Child Care Homes				
Age	Star Rating	Filled Slots N =	Mean Rate	DHS Rate
Infants and Toddlers	1 Star	52	\$ 16.15	\$ 14.00
	1 Star +	1	\$ 17.00	\$ 16.00
	2 Star	12	\$ 18.33	\$ 18.00
	3 Star	-	\$ -	\$ 21.00
	Totals	65	\$ 16.57	
2 Through 6	1 Star	120	\$ 15.63	\$ 12.00
	1 Star +	2	\$ 15.50	\$ 14.00
	2 Star	17	\$ 16.76	\$ 15.00
	3 Star	-	\$ -	\$ 17.00
	Totals	139	\$ 15.77	
School Age	1 Star	21	\$ 11.33	\$ 10.00
	1 Star +	-	\$ -	\$ 12.00
	2 Star	5	\$ 19.00	\$ 13.00
	3 Star	-	\$ -	\$ 15.00
	Totals	26	\$ 12.81	
Combined Ages	1 Star	193	\$ 15.30	
	1 Star +	3	\$ 16.00	
	2 Star	34	\$ 17.64	
	3 Star	-	\$ -	
	Totals	230	\$ 15.66	

Appendix F: County Data

County Data - 2003 Market Rate Survey - Custer County - 20

Child Care Centers				
Age	Star Rating	Filled Slots N =	Mean Rate	DHS Rate
Infants	1 Star	-	\$ -	\$ 15.00
	1 Star +	9	\$ 15.67	\$ 17.00
	2 Star	-	\$ -	\$ 20.00
	3 Star	-	\$ -	\$ 23.00
	Totals	9	\$ 15.67	
Toddlers	1 Star	-	\$ -	\$ 15.00
	1 Star +	23	\$ 15.83	\$ 17.00
	2 Star	3	\$ 14.00	\$ 19.00
	3 Star	-	\$ -	\$ 22.00
	Totals	26	\$ 15.62	
2's & 3's	1 Star	-	\$ -	\$ 13.00
	1 Star +	47	\$ 12.94	\$ 15.00
	2 Star	63	\$ 13.33	\$ 17.00
	3 Star	-	\$ -	\$ 19.00
	Totals	110	\$ 13.16	
4's & 5's	1 Star	-	\$ -	\$ 13.00
	1 Star +	27	\$ 11.63	\$ 14.00
	2 Star	54	\$ 12.69	\$ 15.00
	3 Star	-	\$ -	\$ 17.00
	Totals	81	\$ 12.34	
School Age	1 Star	-	\$ -	\$ 11.00
	1 Star +	12	\$ 8.00	\$ 12.00
	2 Star	11	\$ 10.71	\$ 13.00
	3 Star	-	\$ -	\$ 14.00
	Totals	23	\$ 9.30	
Combined Ages	1 Star	-	\$ -	
	1 Star +	118	\$ 12.91	
	2 Star	131	\$ 12.86	
	3 Star	-	\$ -	
	Totals	249	\$ 12.88	

Child Care Homes				
Age	Star Rating	Filled Slots N =	Mean Rate	DHS Rate
Infants and Toddlers	1 Star	60	\$ 14.47	\$ 14.00
	1 Star +	28	\$ 13.86	\$ 16.00
	2 Star	20	\$ 17.35	\$ 18.00
	3 Star	-	\$ -	\$ 21.00
	Totals	108	\$ 14.85	
2 Through 6	1 Star	79	\$ 12.81	\$ 12.00
	1 Star +	34	\$ 13.69	\$ 14.00
	2 Star	30	\$ 15.17	\$ 15.00
	3 Star	-	\$ -	\$ 17.00
	Totals	143	\$ 13.51	
School Age	1 Star	6	\$ 13.80	\$ 10.00
	1 Star +	1	\$ 12.00	\$ 12.00
	2 Star	4	\$ 13.00	\$ 13.00
	3 Star	-	\$ -	\$ 15.00
	Totals	11	\$ 13.35	
Combined Ages	1 Star	145	\$ 13.54	
	1 Star +	63	\$ 13.74	
	2 Star	54	\$ 15.82	
	3 Star	-	\$ -	
	Totals	262	\$ 14.05	

Appendix F: County Data

County Data - 2003 Market Rate Survey - Delaware County - 21

Child Care Centers				
Age	Star Rating	Filled Slots N =	Mean Rate	DHS Rate
Infants	1 Star	-	\$ -	\$ 15.00
	1 Star +	10	\$ 17.00	\$ 17.00
	2 Star	9	\$ 18.00	\$ 20.00
	3 Star	-	\$ -	\$ 23.00
	Totals	19	\$ 17.47	
Toddlers	1 Star	-	\$ -	\$ 15.00
	1 Star +	25	\$ 17.00	\$ 17.00
	2 Star	23	\$ 17.65	\$ 19.00
	3 Star	-	\$ -	\$ 22.00
	Totals	48	\$ 17.31	
2's & 3's	1 Star	-	\$ -	\$ 13.00
	1 Star +	55	\$ 14.84	\$ 15.00
	2 Star	39	\$ 14.97	\$ 17.00
	3 Star	-	\$ -	\$ 19.00
	Totals	94	\$ 14.89	
4's & 5's	1 Star	-	\$ -	\$ 13.00
	1 Star +	17	\$ 14.00	\$ 14.00
	2 Star	31	\$ 14.77	\$ 15.00
	3 Star	-	\$ -	\$ 17.00
	Totals	48	\$ 14.50	
School Age	1 Star	-	\$ -	\$ 11.00
	1 Star +	-	\$ -	\$ 12.00
	2 Star	19	\$ 14.00	\$ 13.00
	3 Star	-	\$ -	\$ 14.00
	Totals	19	\$ 14.00	
Combined Ages	1 Star	-	\$ -	
	1 Star +	107	\$ 15.41	
	2 Star	121	\$ 15.50	
	3 Star	-	\$ -	
	Totals	228	\$ 15.46	

Child Care Homes				
Age	Star Rating	Filled Slots N =	Mean Rate	DHS Rate
Infants and Toddlers	1 Star	11	\$ 11.45	\$ 14.00
	1 Star +	7	\$ 14.86	\$ 16.00
	2 Star	13	\$ 18.62	\$ 18.00
	3 Star	-	\$ -	\$ 21.00
	Totals	31	\$ 15.23	
2 Through 6	1 Star	16	\$ 11.75	\$ 12.00
	1 Star +	10	\$ 13.00	\$ 14.00
	2 Star	10	\$ 15.00	\$ 15.00
	3 Star	-	\$ -	\$ 17.00
	Totals	36	\$ 13.00	
School Age	1 Star	19	\$ 11.47	\$ 10.00
	1 Star +	1	\$ 14.00	\$ 12.00
	2 Star	-	\$ -	\$ 13.00
	3 Star	-	\$ -	\$ 15.00
	Totals	20	\$ 11.60	
Combined Ages	1 Star	46	\$ 11.56	
	1 Star +	18	\$ 13.78	
	2 Star	23	\$ 17.05	
	3 Star	-	\$ -	
	Totals	87	\$ 13.47	

Appendix F: County Data

County Data - 2003 Market Rate Survey - Dewey County - 22

Child Care Centers				
Age	Star Rating	Filled Slots N =	Mean Rate	DHS Rate
Infants	1 Star	-	\$ -	\$ 15.00
	1 Star +	-	\$ -	\$ 17.00
	2 Star	-	\$ -	\$ 20.00
	3 Star	-	\$ -	\$ 23.00
	Totals	-	\$ -	
Toddlers	1 Star	-	\$ -	\$ 15.00
	1 Star +	-	\$ -	\$ 17.00
	2 Star	-	\$ -	\$ 19.00
	3 Star	-	\$ -	\$ 22.00
	Totals	-	\$ -	
2's & 3's	1 Star	-	\$ -	\$ 13.00
	1 Star +	-	\$ -	\$ 15.00
	2 Star	-	\$ -	\$ 17.00
	3 Star	-	\$ -	\$ 19.00
	Totals	-	\$ -	
4's & 5's	1 Star	-	\$ -	\$ 13.00
	1 Star +	-	\$ -	\$ 14.00
	2 Star	-	\$ -	\$ 15.00
	3 Star	-	\$ -	\$ 17.00
	Totals	-	\$ -	
School Age	1 Star	-	\$ -	\$ 11.00
	1 Star +	-	\$ -	\$ 12.00
	2 Star	-	\$ -	\$ 13.00
	3 Star	-	\$ -	\$ 14.00
	Totals	-	\$ -	
Combined Ages	1 Star	-	\$ -	
	1 Star +	-	\$ -	
	2 Star	-	\$ -	
	3 Star	-	\$ -	
	Totals	-	\$ -	

Child Care Homes				
Age	Star Rating	Filled Slots N =	Mean Rate	DHS Rate
Infants and Toddlers	1 Star	7	\$ 15.86	\$ 14.00
	1 Star +	-	\$ -	\$ 16.00
	2 Star	3	\$ 19.00	\$ 18.00
	3 Star	-	\$ -	\$ 21.00
	Totals	10	\$ 16.80	
2 Through 6	1 Star	27	\$ 12.56	\$ 12.00
	1 Star +	-	\$ -	\$ 14.00
	2 Star	3	\$ 16.00	\$ 15.00
	3 Star	-	\$ -	\$ 17.00
	Totals	30	\$ 12.90	
School Age	1 Star	2	\$ 10.00	\$ 10.00
	1 Star +	-	\$ -	\$ 12.00
	2 Star	-	\$ -	\$ 13.00
	3 Star	-	\$ -	\$ 15.00
	Totals	2	\$ 10.00	
Combined Ages	1 Star	36	\$ 13.06	
	1 Star +	-	\$ -	
	2 Star	6	\$ 17.50	
	3 Star	-	\$ -	
	Totals	42	\$ 13.69	

Appendix F: County Data

County Data - 2003 Market Rate Survey - Ellis County - 23

Child Care Centers				
Age	Star Rating	Filled Slots N =	Mean Rate	DHS Rate
Infants	1 Star	-	\$ -	\$ 15.00
	1 Star +	-	\$ -	\$ 17.00
	2 Star	-	\$ -	\$ 20.00
	3 Star	-	\$ -	\$ 23.00
	Totals	-	\$ -	
Toddlers	1 Star	-	\$ -	\$ 15.00
	1 Star +	-	\$ -	\$ 17.00
	2 Star	-	\$ -	\$ 19.00
	3 Star	-	\$ -	\$ 22.00
	Totals	-	\$ -	
2's & 3's	1 Star	-	\$ -	\$ 13.00
	1 Star +	-	\$ -	\$ 15.00
	2 Star	-	\$ -	\$ 17.00
	3 Star	-	\$ -	\$ 19.00
	Totals	-	\$ -	
4's & 5's	1 Star	-	\$ -	\$ 13.00
	1 Star +	-	\$ -	\$ 14.00
	2 Star	-	\$ -	\$ 15.00
	3 Star	-	\$ -	\$ 17.00
	Totals	-	\$ -	
School Age	1 Star	-	\$ -	\$ 11.00
	1 Star +	-	\$ -	\$ 12.00
	2 Star	-	\$ -	\$ 13.00
	3 Star	-	\$ -	\$ 14.00
	Totals	-	\$ -	
Combined Ages	1 Star	-	\$ -	
	1 Star +	-	\$ -	
	2 Star	-	\$ -	
	3 Star	-	\$ -	
	Totals	-	\$ -	

Child Care Homes				
Age	Star Rating	Filled Slots N =	Mean Rate	DHS Rate
Infants and Toddlers	1 Star	2	\$ 12.00	\$ 14.00
	1 Star +	1	\$ 14.00	\$ 16.00
	2 Star	-	\$ -	\$ 18.00
	3 Star	-	\$ -	\$ 21.00
	Totals	3	\$ 12.67	
2 Through 6	1 Star	8	\$ 11.00	\$ 12.00
	1 Star +	4	\$ 12.50	\$ 14.00
	2 Star	-	\$ -	\$ 15.00
	3 Star	-	\$ -	\$ 17.00
	Totals	12	\$ 11.50	
School Age	1 Star	-	\$ -	\$ 10.00
	1 Star +	-	\$ -	\$ 12.00
	2 Star	-	\$ -	\$ 13.00
	3 Star	-	\$ -	\$ 15.00
	Totals	-	\$ -	
Combined Ages	1 Star	10	\$ 11.20	
	1 Star +	5	\$ 12.80	
	2 Star	-	\$ -	
	3 Star	-	\$ -	
	Totals	15	\$ 11.73	

Appendix F: County Data

County Data - 2003 Market Rate Survey - Garfield County - 24

Child Care Centers				
Age	Star Rating	Filled Slots N =	Mean Rate	DHS Rate
Infants	1 Star	6	\$ 15.00	\$ 15.00
	1 Star +	10	\$ 17.10	\$ 17.00
	2 Star	36	\$ 18.32	\$ 20.00
	3 Star	19	\$ 23.32	\$ 23.00
	Totals	71	\$ 19.21	
Toddlers	1 Star	24	\$ 16.17	\$ 15.00
	1 Star +	12	\$ 16.50	\$ 17.00
	2 Star	49	\$ 18.62	\$ 19.00
	3 Star	31	\$ 25.23	\$ 22.00
	Totals	116	\$ 19.66	
2's & 3's	1 Star	60	\$ 13.77	\$ 13.00
	1 Star +	32	\$ 15.56	\$ 15.00
	2 Star	113	\$ 15.90	\$ 17.00
	3 Star	120	\$ 17.78	\$ 19.00
	Totals	325	\$ 16.17	
4's & 5's	1 Star	66	\$ 12.68	\$ 13.00
	1 Star +	52	\$ 15.55	\$ 14.00
	2 Star	108	\$ 15.15	\$ 15.00
	3 Star	120	\$ 15.30	\$ 17.00
	Totals	346	\$ 14.79	
School Age	1 Star	41	\$ 9.54	\$ 11.00
	1 Star +	17	\$ 12.27	\$ 12.00
	2 Star	68	\$ 11.56	\$ 13.00
	3 Star	80	\$ 13.33	\$ 14.00
	Totals	206	\$ 11.90	
Combined Ages	1 Star	197	\$ 12.85	
	1 Star +	123	\$ 15.32	
	2 Star	374	\$ 15.48	
	3 Star	370	\$ 16.92	
	Totals	1,064	\$ 15.48	

Child Care Homes				
Age	Star Rating	Filled Slots N =	Mean Rate	DHS Rate
Infants and Toddlers	1 Star	44	\$ 14.55	\$ 14.00
	1 Star +	24	\$ 16.13	\$ 16.00
	2 Star	23	\$ 17.46	\$ 18.00
	3 Star	-	\$ -	\$ 21.00
	Totals	91	\$ 15.70	
2 Through 6	1 Star	121	\$ 13.02	\$ 12.00
	1 Star +	28	\$ 14.29	\$ 14.00
	2 Star	66	\$ 16.60	\$ 15.00
	3 Star	-	\$ -	\$ 17.00
	Totals	215	\$ 14.28	
School Age	1 Star	36	\$ 11.39	\$ 10.00
	1 Star +	-	\$ -	\$ 12.00
	2 Star	11	\$ 12.78	\$ 13.00
	3 Star	-	\$ -	\$ 15.00
	Totals	47	\$ 11.72	
Combined Ages	1 Star	201	\$ 13.06	
	1 Star +	52	\$ 15.14	
	2 Star	100	\$ 16.38	
	3 Star	-	\$ -	
	Totals	353	\$ 14.31	

Appendix F: County Data

County Data - 2003 Market Rate Survey - Garvin County - 25

Child Care Centers				
Age	Star Rating	Filled Slots N =	Mean Rate	DHS Rate
Infants	1 Star	10	\$ 15.00	\$ 15.00
	1 Star +	5	\$ 16.80	\$ 17.00
	2 Star	2	\$ 17.00	\$ 20.00
	3 Star	-	\$ -	\$ 23.00
	Totals	17	\$ 15.76	
Toddlers	1 Star	20	\$ 15.00	\$ 15.00
	1 Star +	8	\$ 17.00	\$ 17.00
	2 Star	11	\$ 17.00	\$ 19.00
	3 Star	-	\$ -	\$ 22.00
	Totals	39	\$ 15.97	
2's & 3's	1 Star	38	\$ 13.34	\$ 13.00
	1 Star +	22	\$ 12.91	\$ 15.00
	2 Star	17	\$ 14.00	\$ 17.00
	3 Star	-	\$ -	\$ 19.00
	Totals	77	\$ 13.36	
4's & 5's	1 Star	27	\$ 13.04	\$ 13.00
	1 Star +	6	\$ 12.67	\$ 14.00
	2 Star	6	\$ 14.00	\$ 15.00
	3 Star	-	\$ -	\$ 17.00
	Totals	39	\$ 13.13	
School Age	1 Star	19	\$ 12.79	\$ 11.00
	1 Star +	5	\$ 6.00	\$ 12.00
	2 Star	-	\$ -	\$ 13.00
	3 Star	-	\$ -	\$ 14.00
	Totals	24	\$ 11.38	
Combined Ages	1 Star	114	\$ 13.61	
	1 Star +	46	\$ 13.26	
	2 Star	36	\$ 15.08	
	3 Star	-	\$ -	
	Totals	196	\$ 13.80	

Child Care Homes				
Age	Star Rating	Filled Slots N =	Mean Rate	DHS Rate
Infants and Toddlers	1 Star	22	\$ 13.09	\$ 14.00
	1 Star +	9	\$ 15.33	\$ 16.00
	2 Star	11	\$ 13.18	\$ 18.00
	3 Star	-	\$ -	\$ 21.00
	Totals	42	\$ 13.59	
2 Through 6	1 Star	58	\$ 12.24	\$ 12.00
	1 Star +	21	\$ 13.81	\$ 14.00
	2 Star	36	\$ 12.28	\$ 15.00
	3 Star	-	\$ -	\$ 17.00
	Totals	115	\$ 12.54	
School Age	1 Star	16	\$ 10.31	\$ 10.00
	1 Star +	10	\$ 12.40	\$ 12.00
	2 Star	4	\$ 10.50	\$ 13.00
	3 Star	-	\$ -	\$ 15.00
	Totals	30	\$ 11.03	
Combined Ages	1 Star	96	\$ 12.11	
	1 Star +	40	\$ 13.80	
	2 Star	51	\$ 12.33	
	3 Star	-	\$ -	
	Totals	187	\$ 12.53	

Appendix F: County Data

County Data - 2003 Market Rate Survey - Grady County - 26

Child Care Centers				
Age	Star Rating	Filled Slots N =	Mean Rate	DHS Rate
Infants	1 Star	3	\$ 21.00	\$ 15.00
	1 Star +	42	\$ 15.94	\$ 17.00
	2 Star	9	\$ 15.56	\$ 20.00
	3 Star	-	\$ -	\$ 23.00
	Totals	54	\$ 16.16	
Toddlers	1 Star	5	\$ 16.80	\$ 15.00
	1 Star +	63	\$ 16.71	\$ 17.00
	2 Star	20	\$ 16.40	\$ 19.00
	3 Star	-	\$ -	\$ 22.00
	Totals	88	\$ 16.64	
2's & 3's	1 Star	14	\$ 13.70	\$ 13.00
	1 Star +	172	\$ 14.57	\$ 15.00
	2 Star	28	\$ 13.89	\$ 17.00
	3 Star	-	\$ -	\$ 19.00
	Totals	214	\$ 14.42	
4's & 5's	1 Star	29	\$ 12.70	\$ 13.00
	1 Star +	108	\$ 13.56	\$ 14.00
	2 Star	29	\$ 12.93	\$ 15.00
	3 Star	-	\$ -	\$ 17.00
	Totals	166	\$ 13.30	
School Age	1 Star	13	\$ 10.37	\$ 11.00
	1 Star +	95	\$ 11.26	\$ 12.00
	2 Star	17	\$ 10.00	\$ 13.00
	3 Star	-	\$ -	\$ 14.00
	Totals	125	\$ 11.00	
Combined Ages	1 Star	64	\$ 13.15	
	1 Star +	480	\$ 14.09	
	2 Star	103	\$ 13.61	
	3 Star	-	\$ -	
	Totals	647	\$ 13.92	

Child Care Homes				
Age	Star Rating	Filled Slots N =	Mean Rate	DHS Rate
Infants and Toddlers	1 Star	35	\$ 14.89	\$ 14.00
	1 Star +	5	\$ 16.40	\$ 16.00
	2 Star	8	\$ 12.35	\$ 18.00
	3 Star	-	\$ -	\$ 21.00
	Totals	48	\$ 14.62	
2 Through 6	1 Star	81	\$ 13.00	\$ 12.00
	1 Star +	2	\$ 15.00	\$ 14.00
	2 Star	20	\$ 8.30	\$ 15.00
	3 Star	-	\$ -	\$ 17.00
	Totals	103	\$ 12.13	
School Age	1 Star	16	\$ 12.94	\$ 10.00
	1 Star +	-	\$ -	\$ 12.00
	2 Star	3	\$ 2.40	\$ 13.00
	3 Star	-	\$ -	\$ 15.00
	Totals	19	\$ 11.28	
Combined Ages	1 Star	132	\$ 13.49	
	1 Star +	7	\$ 16.00	
	2 Star	31	\$ 8.77	
	3 Star	-	\$ -	
	Totals	170	\$ 12.74	

Appendix F: County Data

County Data - 2003 Market Rate Survey - Grant County - 27

Child Care Centers				
Age	Star Rating	Filled Slots N =	Mean Rate	DHS Rate
Infants	1 Star	-	\$ -	\$ 15.00
	1 Star +	-	\$ -	\$ 17.00
	2 Star	-	\$ -	\$ 20.00
	3 Star	-	\$ -	\$ 23.00
	Totals	-	\$ -	
Toddlers	1 Star	-	\$ -	\$ 15.00
	1 Star +	-	\$ -	\$ 17.00
	2 Star	-	\$ -	\$ 19.00
	3 Star	-	\$ -	\$ 22.00
	Totals	-	\$ -	
2's & 3's	1 Star	-	\$ -	\$ 13.00
	1 Star +	-	\$ -	\$ 15.00
	2 Star	-	\$ -	\$ 17.00
	3 Star	-	\$ -	\$ 19.00
	Totals	-	\$ -	
4's & 5's	1 Star	-	\$ -	\$ 13.00
	1 Star +	-	\$ -	\$ 14.00
	2 Star	-	\$ -	\$ 15.00
	3 Star	-	\$ -	\$ 17.00
	Totals	-	\$ -	
School Age	1 Star	-	\$ -	\$ 11.00
	1 Star +	-	\$ -	\$ 12.00
	2 Star	-	\$ -	\$ 13.00
	3 Star	-	\$ -	\$ 14.00
	Totals	-	\$ -	
Combined Ages	1 Star	-	\$ -	
	1 Star +	-	\$ -	
	2 Star	-	\$ -	
	3 Star	-	\$ -	
	Totals	-	\$ -	

Child Care Homes				
Age	Star Rating	Filled Slots N =	Mean Rate	DHS Rate
Infants and Toddlers	1 Star	6	\$ 13.17	\$ 14.00
	1 Star +	2	\$ 16.00	\$ 16.00
	2 Star	1	\$ 17.00	\$ 18.00
	3 Star	-	\$ -	\$ 21.00
	Totals	9	\$ 14.22	
2 Through 6	1 Star	33	\$ 13.70	\$ 12.00
	1 Star +	7	\$ 14.00	\$ 14.00
	2 Star	4	\$ 15.00	\$ 15.00
	3 Star	-	\$ -	\$ 17.00
	Totals	44	\$ 13.87	
School Age	1 Star	3	\$ 13.00	\$ 10.00
	1 Star +	-	\$ -	\$ 12.00
	2 Star	-	\$ -	\$ 13.00
	3 Star	-	\$ -	\$ 15.00
	Totals	3	\$ 13.00	
Combined Ages	1 Star	42	\$ 13.57	
	1 Star +	9	\$ 14.44	
	2 Star	5	\$ 15.40	
	3 Star	-	\$ -	
	Totals	56	\$ 13.88	

Appendix F: County Data

County Data - 2003 Market Rate Survey - Greer County - 28

Child Care Centers				
Age	Star Rating	Filled Slots N =	Mean Rate	DHS Rate
Infants	1 Star	-	\$ -	\$ 15.00
	1 Star +	-	\$ -	\$ 17.00
	2 Star	1	\$ 16.00	\$ 20.00
	3 Star	-	\$ -	\$ 23.00
	Totals	1	\$ 16.00	
Toddlers	1 Star	-	\$ -	\$ 15.00
	1 Star +	-	\$ -	\$ 17.00
	2 Star	1	\$ 16.00	\$ 19.00
	3 Star	-	\$ -	\$ 22.00
	Totals	1	\$ 16.00	
2's & 3's	1 Star	-	\$ -	\$ 13.00
	1 Star +	-	\$ -	\$ 15.00
	2 Star	6	\$ 13.83	\$ 17.00
	3 Star	-	\$ -	\$ 19.00
	Totals	6	\$ 13.83	
4's & 5's	1 Star	-	\$ -	\$ 13.00
	1 Star +	-	\$ -	\$ 14.00
	2 Star	2	\$ 11.50	\$ 15.00
	3 Star	-	\$ -	\$ 17.00
	Totals	2	\$ 11.50	
School Age	1 Star	-	\$ -	\$ 11.00
	1 Star +	-	\$ -	\$ 12.00
	2 Star	3	\$ 9.00	\$ 13.00
	3 Star	-	\$ -	\$ 14.00
	Totals	3	\$ 9.00	
Combined Ages	1 Star	-	\$ -	
	1 Star +	-	\$ -	
	2 Star	13	\$ 12.69	
	3 Star	-	\$ -	
	Totals	13	\$ 12.69	

Child Care Homes				
Age	Star Rating	Filled Slots N =	Mean Rate	DHS Rate
Infants and Toddlers	1 Star	7	\$ 12.00	\$ 14.00
	1 Star +	-	\$ -	\$ 16.00
	2 Star	2	\$ 18.00	\$ 18.00
	3 Star	-	\$ -	\$ 21.00
	Totals	9	\$ 13.33	
2 Through 6	1 Star	15	\$ 11.47	\$ 12.00
	1 Star +	-	\$ -	\$ 14.00
	2 Star	5	\$ 15.00	\$ 15.00
	3 Star	-	\$ -	\$ 17.00
	Totals	20	\$ 12.35	
School Age	1 Star	3	\$ 11.00	\$ 10.00
	1 Star +	-	\$ -	\$ 12.00
	2 Star	-	\$ -	\$ 13.00
	3 Star	-	\$ -	\$ 15.00
	Totals	3	\$ 11.00	
Combined Ages	1 Star	25	\$ 11.56	
	1 Star +	-	\$ -	
	2 Star	7	\$ 15.86	
	3 Star	-	\$ -	
	Totals	32	\$ 12.50	

Appendix F: County Data

County Data - 2003 Market Rate Survey - Harmon County - 29

Child Care Centers				
Age	Star Rating	Filled Slots N =	Mean Rate	DHS Rate
Infants	1 Star	2	\$ 12.00	\$ 15.00
	1 Star +	-	\$ -	\$ 17.00
	2 Star	3	\$ 11.00	\$ 20.00
	3 Star	-	\$ -	\$ 23.00
	Totals	5	\$ 11.40	
Toddlers	1 Star	3	\$ 12.00	\$ 15.00
	1 Star +	-	\$ -	\$ 17.00
	2 Star	2	\$ 11.00	\$ 19.00
	3 Star	-	\$ -	\$ 22.00
	Totals	5	\$ 11.60	
2's & 3's	1 Star	7	\$ 12.00	\$ 13.00
	1 Star +	-	\$ -	\$ 15.00
	2 Star	10	\$ 11.40	\$ 17.00
	3 Star	-	\$ -	\$ 19.00
	Totals	17	\$ 11.65	
4's & 5's	1 Star	5	\$ 12.00	\$ 13.00
	1 Star +	-	\$ -	\$ 14.00
	2 Star	4	\$ 11.00	\$ 15.00
	3 Star	-	\$ -	\$ 17.00
	Totals	9	\$ 11.56	
School Age	1 Star	7	\$ 12.00	\$ 11.00
	1 Star +	-	\$ -	\$ 12.00
	2 Star	-	\$ -	\$ 13.00
	3 Star	-	\$ -	\$ 14.00
	Totals	7	\$ 12.00	
Combined Ages	1 Star	24	\$ 12.00	
	1 Star +	-	\$ -	
	2 Star	19	\$ 11.21	
	3 Star	-	\$ -	
	Totals	43	\$ 11.65	

Child Care Homes				
Age	Star Rating	Filled Slots N =	Mean Rate	DHS Rate
Infants and Toddlers	1 Star	1	\$ 14.00	\$ 14.00
	1 Star +	-	\$ -	\$ 16.00
	2 Star	-	\$ -	\$ 18.00
	3 Star	-	\$ -	\$ 21.00
	Totals	1	\$ 14.00	
2 Through 6	1 Star	6	\$ 12.00	\$ 12.00
	1 Star +	-	\$ -	\$ 14.00
	2 Star	-	\$ -	\$ 15.00
	3 Star	-	\$ -	\$ 17.00
	Totals	6	\$ 12.00	
School Age	1 Star	8	\$ 11.00	\$ 10.00
	1 Star +	-	\$ -	\$ 12.00
	2 Star	-	\$ -	\$ 13.00
	3 Star	-	\$ -	\$ 15.00
	Totals	8	\$ 11.00	
Combined Ages	1 Star	15	\$ 11.60	
	1 Star +	-	\$ -	
	2 Star	-	\$ -	
	3 Star	-	\$ -	
	Totals	15	\$ 11.60	

Appendix F: County Data

County Data - 2003 Market Rate Survey - Harper County - 30

Child Care Centers				
Age	Star Rating	Filled Slots N =	Mean Rate	DHS Rate
Infants	1 Star	-	\$ -	\$ 15.00
	1 Star +	-	\$ -	\$ 17.00
	2 Star	-	\$ -	\$ 20.00
	3 Star	-	\$ -	\$ 23.00
	Totals	-	\$ -	
Toddlers	1 Star	-	\$ -	\$ 15.00
	1 Star +	-	\$ -	\$ 17.00
	2 Star	-	\$ -	\$ 19.00
	3 Star	-	\$ -	\$ 22.00
	Totals	-	\$ -	
2's & 3's	1 Star	-	\$ -	\$ 13.00
	1 Star +	-	\$ -	\$ 15.00
	2 Star	-	\$ -	\$ 17.00
	3 Star	-	\$ -	\$ 19.00
	Totals	-	\$ -	
4's & 5's	1 Star	-	\$ -	\$ 13.00
	1 Star +	-	\$ -	\$ 14.00
	2 Star	-	\$ -	\$ 15.00
	3 Star	-	\$ -	\$ 17.00
	Totals	-	\$ -	
School Age	1 Star	-	\$ -	\$ 11.00
	1 Star +	-	\$ -	\$ 12.00
	2 Star	-	\$ -	\$ 13.00
	3 Star	-	\$ -	\$ 14.00
	Totals	-	\$ -	
Combined Ages	1 Star	-	\$ -	
	1 Star +	-	\$ -	
	2 Star	-	\$ -	
	3 Star	-	\$ -	
	Totals	-	\$ -	

Child Care Homes				
Age	Star Rating	Filled Slots N =	Mean Rate	DHS Rate
Infants and Toddlers	1 Star	6	\$ 15.67	\$ 14.00
	1 Star +	-	\$ -	\$ 16.00
	2 Star	-	\$ -	\$ 18.00
	3 Star	-	\$ -	\$ 21.00
	Totals	6	\$ 15.67	
2 Through 6	1 Star	10	\$ 14.00	\$ 12.00
	1 Star +	-	\$ -	\$ 14.00
	2 Star	-	\$ -	\$ 15.00
	3 Star	-	\$ -	\$ 17.00
	Totals	10	\$ 14.00	
School Age	1 Star	-	\$ -	\$ 10.00
	1 Star +	-	\$ -	\$ 12.00
	2 Star	-	\$ -	\$ 13.00
	3 Star	-	\$ -	\$ 15.00
	Totals	-	\$ -	
Combined Ages	1 Star	16	\$ 14.63	
	1 Star +	-	\$ -	
	2 Star	-	\$ -	
	3 Star	-	\$ -	
	Totals	16	\$ 14.63	

Appendix F: County Data

County Data - 2003 Market Rate Survey - Haskell County - 31

Child Care Centers				
Age	Star Rating	Filled Slots N =	Mean Rate	DHS Rate
Infants	1 Star	-	\$ -	\$ 15.00
	1 Star +	-	\$ -	\$ 17.00
	2 Star	-	\$ -	\$ 20.00
	3 Star	-	\$ -	\$ 23.00
	Totals	-	\$ -	
Toddlers	1 Star	-	\$ -	\$ 15.00
	1 Star +	-	\$ -	\$ 17.00
	2 Star	-	\$ -	\$ 19.00
	3 Star	-	\$ -	\$ 22.00
	Totals	-	\$ -	
2's & 3's	1 Star	-	\$ -	\$ 13.00
	1 Star +	5	\$ 13.00	\$ 15.00
	2 Star	11	\$ 12.27	\$ 17.00
	3 Star	-	\$ -	\$ 19.00
	Totals	16	\$ 12.50	
4's & 5's	1 Star	-	\$ -	\$ 13.00
	1 Star +	4	\$ 12.00	\$ 14.00
	2 Star	10	\$ 11.20	\$ 15.00
	3 Star	-	\$ -	\$ 17.00
	Totals	14	\$ 11.43	
School Age	1 Star	-	\$ -	\$ 11.00
	1 Star +	-	\$ -	\$ 12.00
	2 Star	6	\$ 6.00	\$ 13.00
	3 Star	-	\$ -	\$ 14.00
	Totals	6	\$ 6.00	
Combined Ages	1 Star	-	\$ -	
	1 Star +	9	\$ 12.56	
	2 Star	27	\$ 10.48	
	3 Star	-	\$ -	
	Totals	36	\$ 11.00	

Child Care Homes				
Age	Star Rating	Filled Slots N =	Mean Rate	DHS Rate
Infants and Toddlers	1 Star	19	\$ 13.11	\$ 14.00
	1 Star +	-	\$ -	\$ 16.00
	2 Star	10	\$ 18.00	\$ 18.00
	3 Star	-	\$ -	\$ 21.00
	Totals	29	\$ 14.80	
2 Through 6	1 Star	24	\$ 12.33	\$ 12.00
	1 Star +	-	\$ -	\$ 14.00
	2 Star	19	\$ 14.79	\$ 15.00
	3 Star	-	\$ -	\$ 17.00
	Totals	43	\$ 13.42	
School Age	1 Star	7	\$ 12.00	\$ 10.00
	1 Star +	-	\$ -	\$ 12.00
	2 Star	-	\$ -	\$ 13.00
	3 Star	-	\$ -	\$ 15.00
	Totals	7	\$ 12.00	
Combined Ages	1 Star	50	\$ 12.58	
	1 Star +	-	\$ -	
	2 Star	29	\$ 15.90	
	3 Star	-	\$ -	
	Totals	79	\$ 13.80	

Appendix F: County Data

County Data - 2003 Market Rate Survey - Hughes County - 32

Child Care Centers				
Age	Star Rating	Filled Slots N =	Mean Rate	DHS Rate
Infants	1 Star	5	\$ 14.40	\$ 15.00
	1 Star +	8	\$ 12.63	\$ 17.00
	2 Star	5	\$ 14.20	\$ 20.00
	3 Star	-	\$ -	\$ 23.00
	Totals	18	\$ 13.56	
Toddlers	1 Star	8	\$ 14.25	\$ 15.00
	1 Star +	12	\$ 13.17	\$ 17.00
	2 Star	10	\$ 14.10	\$ 19.00
	3 Star	-	\$ -	\$ 22.00
	Totals	30	\$ 13.77	
2's & 3's	1 Star	16	\$ 11.75	\$ 13.00
	1 Star +	33	\$ 11.73	\$ 15.00
	2 Star	21	\$ 14.14	\$ 17.00
	3 Star	-	\$ -	\$ 19.00
	Totals	70	\$ 12.46	
4's & 5's	1 Star	17	\$ 10.35	\$ 13.00
	1 Star +	12	\$ 11.83	\$ 14.00
	2 Star	9	\$ 13.89	\$ 15.00
	3 Star	-	\$ -	\$ 17.00
	Totals	38	\$ 11.66	
School Age	1 Star	28	\$ 10.79	\$ 11.00
	1 Star +	15	\$ 10.60	\$ 12.00
	2 Star	-	\$ -	\$ 13.00
	3 Star	-	\$ -	\$ 14.00
	Totals	43	\$ 10.72	
Combined Ages	1 Star	74	\$ 11.51	
	1 Star +	80	\$ 11.84	
	2 Star	45	\$ 14.09	
	3 Star	-	\$ -	
	Totals	199	\$ 12.23	

Child Care Homes				
Age	Star Rating	Filled Slots N =	Mean Rate	DHS Rate
Infants and Toddlers	1 Star	-	\$ -	\$ 14.00
	1 Star +	6	\$ 16.00	\$ 16.00
	2 Star	6	\$ 15.50	\$ 18.00
	3 Star	-	\$ -	\$ 21.00
	Totals	12	\$ 15.75	
2 Through 6	1 Star	5	\$ 10.00	\$ 12.00
	1 Star +	5	\$ 15.00	\$ 14.00
	2 Star	8	\$ 14.63	\$ 15.00
	3 Star	-	\$ -	\$ 17.00
	Totals	18	\$ 13.45	
School Age	1 Star	-	\$ -	\$ 10.00
	1 Star +	3	\$ 9.00	\$ 12.00
	2 Star	3	\$ 15.00	\$ 13.00
	3 Star	-	\$ -	\$ 15.00
	Totals	6	\$ 12.00	
Combined Ages	1 Star	5	\$ 10.00	
	1 Star +	14	\$ 14.14	
	2 Star	17	\$ 15.00	
	3 Star	-	\$ -	
	Totals	36	\$ 13.97	

Appendix F: County Data

County Data - 2003 Market Rate Survey - Jackson County - 33

Child Care Centers				
Age	Star Rating	Filled Slots N =	Mean Rate	DHS Rate
Infants	1 Star	2	\$ 16.00	\$ 15.00
	1 Star +	-	\$ -	\$ 17.00
	2 Star	9	\$ 18.33	\$ 20.00
	3 Star	-	\$ -	\$ 23.00
	Totals	11	\$ 17.91	
Toddlers	1 Star	6	\$ 16.00	\$ 15.00
	1 Star +	-	\$ -	\$ 17.00
	2 Star	17	\$ 18.12	\$ 19.00
	3 Star	-	\$ -	\$ 22.00
	Totals	23	\$ 17.57	
2's & 3's	1 Star	37	\$ 14.73	\$ 13.00
	1 Star +	-	\$ -	\$ 15.00
	2 Star	92	\$ 14.39	\$ 17.00
	3 Star	-	\$ -	\$ 19.00
	Totals	129	\$ 14.49	
4's & 5's	1 Star	49	\$ 14.47	\$ 13.00
	1 Star +	-	\$ -	\$ 14.00
	2 Star	75	\$ 14.51	\$ 15.00
	3 Star	-	\$ -	\$ 17.00
	Totals	124	\$ 14.49	
School Age	1 Star	11	\$ 11.00	\$ 11.00
	1 Star +	-	\$ -	\$ 12.00
	2 Star	14	\$ 14.86	\$ 13.00
	3 Star	-	\$ -	\$ 14.00
	Totals	25	\$ 13.16	
Combined Ages	1 Star	105	\$ 14.31	
	1 Star +	-	\$ -	
	2 Star	207	\$ 14.94	
	3 Star	-	\$ -	
	Totals	312	\$ 14.73	

Child Care Homes				
Age	Star Rating	Filled Slots N =	Mean Rate	DHS Rate
Infants and Toddlers	1 Star	64	\$ 14.00	\$ 14.00
	1 Star +	6	\$ 15.00	\$ 16.00
	2 Star	2	\$ 20.00	\$ 18.00
	3 Star	-	\$ -	\$ 21.00
	Totals	72	\$ 14.25	
2 Through 6	1 Star	82	\$ 12.20	\$ 12.00
	1 Star +	9	\$ 13.78	\$ 14.00
	2 Star	7	\$ 16.43	\$ 15.00
	3 Star	-	\$ -	\$ 17.00
	Totals	98	\$ 12.65	
School Age	1 Star	26	\$ 10.38	\$ 10.00
	1 Star +	1	\$ 12.00	\$ 12.00
	2 Star	-	\$ -	\$ 13.00
	3 Star	-	\$ -	\$ 15.00
	Totals	27	\$ 10.44	
Combined Ages	1 Star	172	\$ 12.59	
	1 Star +	16	\$ 14.13	
	2 Star	9	\$ 17.22	
	3 Star	-	\$ -	
	Totals	197	\$ 12.93	

Appendix F: County Data

County Data - 2003 Market Rate Survey - Jefferson County - 34

Child Care Centers				
Age	Star Rating	Filled Slots N =	Mean Rate	DHS Rate
Infants	1 Star	-	\$ -	\$ 15.00
	1 Star +	-	\$ -	\$ 17.00
	2 Star	-	\$ -	\$ 20.00
	3 Star	-	\$ -	\$ 23.00
	Totals	-	\$ -	
Toddlers	1 Star	-	\$ -	\$ 15.00
	1 Star +	-	\$ -	\$ 17.00
	2 Star	-	\$ -	\$ 19.00
	3 Star	-	\$ -	\$ 22.00
	Totals	-	\$ -	
2's & 3's	1 Star	-	\$ -	\$ 13.00
	1 Star +	-	\$ -	\$ 15.00
	2 Star	-	\$ -	\$ 17.00
	3 Star	-	\$ -	\$ 19.00
	Totals	-	\$ -	
4's & 5's	1 Star	-	\$ -	\$ 13.00
	1 Star +	-	\$ -	\$ 14.00
	2 Star	-	\$ -	\$ 15.00
	3 Star	-	\$ -	\$ 17.00
	Totals	-	\$ -	
School Age	1 Star	-	\$ -	\$ 11.00
	1 Star +	-	\$ -	\$ 12.00
	2 Star	-	\$ -	\$ 13.00
	3 Star	-	\$ -	\$ 14.00
	Totals	-	\$ -	
Combined Ages	1 Star	-	\$ -	
	1 Star +	-	\$ -	
	2 Star	-	\$ -	
	3 Star	-	\$ -	
	Totals	-	\$ -	

Child Care Homes				
Age	Star Rating	Filled Slots N =	Mean Rate	DHS Rate
Infants and Toddlers	1 Star	5	\$ 12.80	\$ 14.00
	1 Star +	-	\$ -	\$ 16.00
	2 Star	1	\$ 18.00	\$ 18.00
	3 Star	-	\$ -	\$ 21.00
	Totals	6	\$ 13.67	
2 Through 6	1 Star	9	\$ 11.33	\$ 12.00
	1 Star +	-	\$ -	\$ 14.00
	2 Star	6	\$ 15.50	\$ 15.00
	3 Star	-	\$ -	\$ 17.00
	Totals	15	\$ 13.00	
School Age	1 Star	-	\$ -	\$ 10.00
	1 Star +	-	\$ -	\$ 12.00
	2 Star	-	\$ -	\$ 13.00
	3 Star	-	\$ -	\$ 15.00
	Totals	-	\$ -	
Combined Ages	1 Star	14	\$ 11.86	
	1 Star +	-	\$ -	
	2 Star	7	\$ 15.86	
	3 Star	-	\$ -	
	Totals	21	\$ 13.19	

Appendix F: County Data

County Data - 2003 Market Rate Survey - Johnston County - 35

Child Care Centers				
Age	Star Rating	Filled Slots N =	Mean Rate	DHS Rate
Infants	1 Star	2	\$ 15.00	\$ 15.00
	1 Star +	-	\$ -	\$ 17.00
	2 Star	11	\$ 15.00	\$ 20.00
	3 Star	-	\$ -	\$ 23.00
	Totals	13	\$ 15.00	
Toddlers	1 Star	1	\$ 15.00	\$ 15.00
	1 Star +	-	\$ -	\$ 17.00
	2 Star	23	\$ 15.00	\$ 19.00
	3 Star	-	\$ -	\$ 22.00
	Totals	24	\$ 15.00	
2's & 3's	1 Star	5	\$ 13.00	\$ 13.00
	1 Star +	-	\$ -	\$ 15.00
	2 Star	34	\$ 13.00	\$ 17.00
	3 Star	-	\$ -	\$ 19.00
	Totals	39	\$ 13.00	
4's & 5's	1 Star	-	\$ -	\$ 13.00
	1 Star +	-	\$ -	\$ 14.00
	2 Star	12	\$ 13.00	\$ 15.00
	3 Star	-	\$ -	\$ 17.00
	Totals	12	\$ 13.00	
School Age	1 Star	-	\$ -	\$ 11.00
	1 Star +	-	\$ -	\$ 12.00
	2 Star	-	\$ -	\$ 13.00
	3 Star	-	\$ -	\$ 14.00
	Totals	-	\$ -	
Combined Ages	1 Star	8	\$ 13.75	
	1 Star +	-	\$ -	
	2 Star	80	\$ 13.85	
	3 Star	-	\$ -	
	Totals	88	\$ 13.84	

Child Care Homes				
Age	Star Rating	Filled Slots N =	Mean Rate	DHS Rate
Infants and Toddlers	1 Star	4	\$ 12.25	\$ 14.00
	1 Star +	-	\$ -	\$ 16.00
	2 Star	-	\$ -	\$ 18.00
	3 Star	-	\$ -	\$ 21.00
	Totals	4	\$ 12.25	
2 Through 6	1 Star	10	\$ 12.10	\$ 12.00
	1 Star +	-	\$ -	\$ 14.00
	2 Star	-	\$ -	\$ 15.00
	3 Star	-	\$ -	\$ 17.00
	Totals	10	\$ 12.10	
School Age	1 Star	-	\$ -	\$ 10.00
	1 Star +	-	\$ -	\$ 12.00
	2 Star	-	\$ -	\$ 13.00
	3 Star	-	\$ -	\$ 15.00
	Totals	-	\$ -	
Combined Ages	1 Star	14	\$ 12.14	
	1 Star +	-	\$ -	
	2 Star	-	\$ -	
	3 Star	-	\$ -	
	Totals	14	\$ 12.14	

Appendix F: County Data

County Data - 2003 Market Rate Survey - Kay County - 36

Child Care Centers				
Age	Star Rating	Filled Slots N =	Mean Rate	DHS Rate
Infants	1 Star	-	\$ -	\$ 15.00
	1 Star +	18	\$ 23.24	\$ 20.00
	2 Star	25	\$ 20.52	\$ 26.00
	3 Star	-	\$ -	\$ 29.00
	Totals	43	\$ 21.66	
Toddlers	1 Star	-	\$ -	\$ 15.00
	1 Star +	26	\$ 23.00	\$ 19.00
	2 Star	38	\$ 19.24	\$ 23.00
	3 Star	-	\$ -	\$ 26.00
	Totals	64	\$ 20.77	
2's & 3's	1 Star	8	\$ 4.00	\$ 13.00
	1 Star +	47	\$ 18.23	\$ 17.00
	2 Star	131	\$ 15.89	\$ 21.00
	3 Star	12	\$ 17.33	\$ 23.00
	Totals	198	\$ 16.05	
4's & 5's	1 Star	13	\$ 4.00	\$ 13.00
	1 Star +	32	\$ 16.59	\$ 16.00
	2 Star	87	\$ 15.17	\$ 19.00
	3 Star	8	\$ 16.00	\$ 21.00
	Totals	140	\$ 14.50	
School Age	1 Star	21	\$ 4.00	\$ 11.00
	1 Star +	10	\$ 14.00	\$ 14.00
	2 Star	35	\$ 12.49	\$ 16.00
	3 Star	-	\$ -	\$ 17.00
	Totals	66	\$ 10.02	
Combined Ages	1 Star	42	\$ 4.00	
	1 Star +	133	\$ 19.13	
	2 Star	316	\$ 16.08	
	3 Star	20	\$ 16.80	
	Totals	511	\$ 15.91	

Child Care Homes				
Age	Star Rating	Filled Slots N =	Mean Rate	DHS Rate
Infants and Toddlers	1 Star	75	\$ 14.28	\$ 14.00
	1 Star +	20	\$ 15.85	\$ 18.00
	2 Star	26	\$ 20.58	\$ 23.00
	3 Star	-	\$ -	\$ 26.00
	Totals	121	\$ 15.89	
2 Through 6	1 Star	162	\$ 12.53	\$ 12.00
	1 Star +	55	\$ 14.24	\$ 16.00
	2 Star	36	\$ 18.00	\$ 19.00
	3 Star	-	\$ -	\$ 22.00
	Totals	253	\$ 13.68	
School Age	1 Star	9	\$ 10.33	\$ 10.00
	1 Star +	9	\$ 12.22	\$ 12.00
	2 Star	1	\$ 20.00	\$ 15.00
	3 Star	-	\$ -	\$ 17.00
	Totals	19	\$ 11.73	
Combined Ages	1 Star	246	\$ 12.98	
	1 Star +	84	\$ 14.41	
	2 Star	63	\$ 19.10	
	3 Star	-	\$ -	
	Totals	393	\$ 14.27	

Appendix F: County Data

County Data - 2003 Market Rate Survey - Kingfisher County - 37

Child Care Centers				
Age	Star Rating	Filled Slots N =	Mean Rate	DHS Rate
Infants	1 Star	6	\$ 15.00	\$ 15.00
	1 Star +	6	\$ 15.67	\$ 17.00
	2 Star	-	\$ -	\$ 20.00
	3 Star	-	\$ -	\$ 23.00
	Totals	12	\$ 15.34	
Toddlers	1 Star	7	\$ 14.43	\$ 15.00
	1 Star +	18	\$ 15.89	\$ 17.00
	2 Star	-	\$ -	\$ 19.00
	3 Star	-	\$ -	\$ 22.00
	Totals	25	\$ 15.48	
2's & 3's	1 Star	24	\$ 14.83	\$ 13.00
	1 Star +	43	\$ 14.20	\$ 15.00
	2 Star	-	\$ -	\$ 17.00
	3 Star	-	\$ -	\$ 19.00
	Totals	67	\$ 14.43	
4's & 5's	1 Star	22	\$ 13.73	\$ 13.00
	1 Star +	37	\$ 13.78	\$ 14.00
	2 Star	-	\$ -	\$ 15.00
	3 Star	-	\$ -	\$ 17.00
	Totals	59	\$ 13.76	
School Age	1 Star	12	\$ 11.00	\$ 11.00
	1 Star +	16	\$ 6.00	\$ 12.00
	2 Star	-	\$ -	\$ 13.00
	3 Star	-	\$ -	\$ 14.00
	Totals	28	\$ 8.14	
Combined Ages	1 Star	71	\$ 13.82	
	1 Star +	120	\$ 13.30	
	2 Star	-	\$ -	
	3 Star	-	\$ -	
	Totals	191	\$ 13.49	

Child Care Homes				
Age	Star Rating	Filled Slots N =	Mean Rate	DHS Rate
Infants and Toddlers	1 Star	20	\$ 14.40	\$ 14.00
	1 Star +	-	\$ -	\$ 16.00
	2 Star	-	\$ -	\$ 18.00
	3 Star	-	\$ -	\$ 21.00
	Totals	20	\$ 14.40	
2 Through 6	1 Star	67	\$ 13.76	\$ 12.00
	1 Star +	-	\$ -	\$ 14.00
	2 Star	-	\$ -	\$ 15.00
	3 Star	-	\$ -	\$ 17.00
	Totals	67	\$ 13.76	
School Age	1 Star	11	\$ 11.82	\$ 10.00
	1 Star +	-	\$ -	\$ 12.00
	2 Star	-	\$ -	\$ 13.00
	3 Star	-	\$ -	\$ 15.00
	Totals	11	\$ 11.82	
Combined Ages	1 Star	98	\$ 13.67	
	1 Star +	-	\$ -	
	2 Star	-	\$ -	
	3 Star	-	\$ -	
	Totals	98	\$ 13.67	

Appendix F: County Data

County Data - 2003 Market Rate Survey - Kiowa County - 38

Child Care Centers				
Age	Star Rating	Filled Slots N =	Mean Rate	DHS Rate
Infants	1 Star	3	\$ 13.67	\$ 15.00
	1 Star +	4	\$ 14.00	\$ 17.00
	2 Star	2	\$ 15.00	\$ 20.00
	3 Star	-	\$ -	\$ 23.00
	Totals	9	\$ 14.11	
Toddlers	1 Star	5	\$ 14.20	\$ 15.00
	1 Star +	12	\$ 14.00	\$ 17.00
	2 Star	21	\$ 15.00	\$ 19.00
	3 Star	-	\$ -	\$ 22.00
	Totals	38	\$ 14.58	
2's & 3's	1 Star	18	\$ 12.00	\$ 13.00
	1 Star +	11	\$ 12.00	\$ 15.00
	2 Star	25	\$ 13.00	\$ 17.00
	3 Star	-	\$ -	\$ 19.00
	Totals	54	\$ 12.46	
4's & 5's	1 Star	2	\$ 11.00	\$ 13.00
	1 Star +	7	\$ 12.00	\$ 14.00
	2 Star	23	\$ 13.00	\$ 15.00
	3 Star	-	\$ -	\$ 17.00
	Totals	32	\$ 12.66	
School Age	1 Star	-	\$ -	\$ 11.00
	1 Star +	12	\$ 11.00	\$ 12.00
	2 Star	-	\$ -	\$ 13.00
	3 Star	-	\$ -	\$ 14.00
	Totals	12	\$ 11.00	
Combined Ages	1 Star	28	\$ 12.50	
	1 Star +	46	\$ 12.43	
	2 Star	71	\$ 13.65	
	3 Star	-	\$ -	
	Totals	145	\$ 13.04	

Child Care Homes				
Age	Star Rating	Filled Slots N =	Mean Rate	DHS Rate
Infants and Toddlers	1 Star	13	\$ 12.46	\$ 14.00
	1 Star +	-	\$ -	\$ 16.00
	2 Star	-	\$ -	\$ 18.00
	3 Star	-	\$ -	\$ 21.00
	Totals	13	\$ 12.46	
2 Through 6	1 Star	14	\$ 11.57	\$ 12.00
	1 Star +	-	\$ -	\$ 14.00
	2 Star	-	\$ -	\$ 15.00
	3 Star	-	\$ -	\$ 17.00
	Totals	14	\$ 11.57	
School Age	1 Star	1	\$ 10.00	\$ 10.00
	1 Star +	-	\$ -	\$ 12.00
	2 Star	-	\$ -	\$ 13.00
	3 Star	-	\$ -	\$ 15.00
	Totals	1	\$ 10.00	
Combined Ages	1 Star	28	\$ 11.93	
	1 Star +	-	\$ -	
	2 Star	-	\$ -	
	3 Star	-	\$ -	
	Totals	28	\$ 11.93	

Appendix F: County Data

County Data - 2003 Market Rate Survey - Latimer County - 39

Child Care Centers				
Age	Star Rating	Filled Slots N =	Mean Rate	DHS Rate
Infants	1 Star	-	\$ -	\$ 15.00
	1 Star +	2	\$ 12.00	\$ 17.00
	2 Star	7	\$ 17.43	\$ 20.00
	3 Star	-	\$ -	\$ 23.00
	Totals	9	\$ 16.22	
Toddlers	1 Star	-	\$ -	\$ 15.00
	1 Star +	3	\$ 12.00	\$ 17.00
	2 Star	22	\$ 17.27	\$ 19.00
	3 Star	-	\$ -	\$ 22.00
	Totals	25	\$ 16.64	
2's & 3's	1 Star	-	\$ -	\$ 13.00
	1 Star +	7	\$ 8.57	\$ 15.00
	2 Star	48	\$ 15.44	\$ 17.00
	3 Star	-	\$ -	\$ 19.00
	Totals	55	\$ 14.56	
4's & 5's	1 Star	-	\$ -	\$ 13.00
	1 Star +	-	\$ -	\$ 14.00
	2 Star	34	\$ 12.56	\$ 15.00
	3 Star	-	\$ -	\$ 17.00
	Totals	34	\$ 12.56	
School Age	1 Star	-	\$ -	\$ 11.00
	1 Star +	-	\$ -	\$ 12.00
	2 Star	19	\$ 11.58	\$ 13.00
	3 Star	-	\$ -	\$ 14.00
	Totals	19	\$ 11.58	
Combined Ages	1 Star	-	\$ -	
	1 Star +	12	\$ 10.00	
	2 Star	130	\$ 14.54	
	3 Star	-	\$ -	
	Totals	142	\$ 14.15	

Child Care Homes				
Age	Star Rating	Filled Slots N =	Mean Rate	DHS Rate
Infants and Toddlers	1 Star	4	\$ 12.00	\$ 14.00
	1 Star +	-	\$ -	\$ 16.00
	2 Star	11	\$ 15.36	\$ 18.00
	3 Star	-	\$ -	\$ 21.00
	Totals	15	\$ 14.46	
2 Through 6	1 Star	10	\$ 13.60	\$ 12.00
	1 Star +	-	\$ -	\$ 14.00
	2 Star	25	\$ 14.72	\$ 15.00
	3 Star	-	\$ -	\$ 17.00
	Totals	35	\$ 14.40	
School Age	1 Star	2	\$ 8.00	\$ 10.00
	1 Star +	-	\$ -	\$ 12.00
	2 Star	2	\$ 13.00	\$ 13.00
	3 Star	-	\$ -	\$ 15.00
	Totals	4	\$ 10.50	
Combined Ages	1 Star	16	\$ 12.50	
	1 Star +	-	\$ -	
	2 Star	38	\$ 14.81	
	3 Star	-	\$ -	
	Totals	54	\$ 14.13	

Appendix F: County Data

County Data - 2003 Market Rate Survey - LeFlore - 40

Child Care Centers				
Age	Star Rating	Filled Slots N =	Mean Rate	DHS Rate
Infants	1 Star	5	\$ 15.00	\$ 15.00
	1 Star +	21	\$ 15.00	\$ 17.00
	2 Star	16	\$ 15.00	\$ 20.00
	3 Star	-	\$ -	\$ 23.00
	Totals	42	\$ 15.00	
Toddlers	1 Star	6	\$ 15.00	\$ 15.00
	1 Star +	36	\$ 14.53	\$ 17.00
	2 Star	30	\$ 18.00	\$ 19.00
	3 Star	-	\$ -	\$ 22.00
	Totals	72	\$ 16.01	
2's & 3's	1 Star	23	\$ 12.04	\$ 13.00
	1 Star +	61	\$ 12.15	\$ 15.00
	2 Star	43	\$ 14.58	\$ 17.00
	3 Star	-	\$ -	\$ 19.00
	Totals	127	\$ 12.95	
4's & 5's	1 Star	25	\$ 11.52	\$ 13.00
	1 Star +	43	\$ 10.91	\$ 14.00
	2 Star	21	\$ 11.86	\$ 15.00
	3 Star	-	\$ -	\$ 17.00
	Totals	89	\$ 11.30	
School Age	1 Star	27	\$ 10.22	\$ 11.00
	1 Star +	45	\$ 10.49	\$ 12.00
	2 Star	21	\$ 11.76	\$ 13.00
	3 Star	-	\$ -	\$ 14.00
	Totals	93	\$ 10.70	
Combined Ages	1 Star	86	\$ 11.70	
	1 Star +	206	\$ 12.24	
	2 Star	131	\$ 14.53	
	3 Star	-	\$ -	
	Totals	423	\$ 12.83	

Child Care Homes				
Age	Star Rating	Filled Slots N =	Mean Rate	DHS Rate
Infants and Toddlers	1 Star	45	\$ 14.27	\$ 14.00
	1 Star +	5	\$ 21.00	\$ 16.00
	2 Star	54	\$ 15.49	\$ 18.00
	3 Star	-	\$ -	\$ 21.00
	Totals	104	\$ 15.22	
2 Through 6	1 Star	93	\$ 12.64	\$ 12.00
	1 Star +	23	\$ 19.09	\$ 14.00
	2 Star	117	\$ 13.81	\$ 15.00
	3 Star	-	\$ -	\$ 17.00
	Totals	233	\$ 13.86	
School Age	1 Star	14	\$ 9.07	\$ 10.00
	1 Star +	5	\$ 10.40	\$ 12.00
	2 Star	39	\$ 12.32	\$ 13.00
	3 Star	-	\$ -	\$ 15.00
	Totals	58	\$ 11.37	
Combined Ages	1 Star	152	\$ 12.79	
	1 Star +	33	\$ 18.06	
	2 Star	210	\$ 13.97	
	3 Star	-	\$ -	
	Totals	395	\$ 13.85	

Appendix F: County Data

County Data - 2003 Market Rate Survey - Lincoln County - 41

Child Care Centers				
Age	Star Rating	Filled Slots N =	Mean Rate	DHS Rate
Infants	1 Star	1	\$ 15.00	\$ 15.00
	1 Star +	18	\$ 17.33	\$ 17.00
	2 Star	12	\$ 18.75	\$ 20.00
	3 Star	-	\$ -	\$ 23.00
	Totals	31	\$ 17.80	
Toddlers	1 Star	2	\$ 15.00	\$ 15.00
	1 Star +	19	\$ 17.16	\$ 17.00
	2 Star	22	\$ 19.32	\$ 19.00
	3 Star	-	\$ -	\$ 22.00
	Totals	43	\$ 18.16	
2's & 3's	1 Star	9	\$ 13.00	\$ 13.00
	1 Star +	63	\$ 14.90	\$ 15.00
	2 Star	54	\$ 15.26	\$ 17.00
	3 Star	-	\$ -	\$ 19.00
	Totals	126	\$ 14.92	
4's & 5's	1 Star	7	\$ 13.00	\$ 13.00
	1 Star +	27	\$ 14.30	\$ 14.00
	2 Star	76	\$ 13.98	\$ 15.00
	3 Star	-	\$ -	\$ 17.00
	Totals	110	\$ 14.00	
School Age	1 Star	-	\$ -	\$ 11.00
	1 Star +	22	\$ 12.55	\$ 12.00
	2 Star	28	\$ 12.00	\$ 13.00
	3 Star	-	\$ -	\$ 14.00
	Totals	50	\$ 12.24	
Combined Ages	1 Star	19	\$ 13.32	
	1 Star +	149	\$ 15.03	
	2 Star	192	\$ 14.96	
	3 Star	-	\$ -	
	Totals	360	\$ 14.90	

Child Care Homes				
Age	Star Rating	Filled Slots N =	Mean Rate	DHS Rate
Infants and Toddlers	1 Star	45	\$ 14.56	\$ 14.00
	1 Star +	8	\$ 15.00	\$ 16.00
	2 Star	-	\$ -	\$ 18.00
	3 Star	-	\$ -	\$ 21.00
	Totals	53	\$ 14.63	
2 Through 6	1 Star	83	\$ 13.20	\$ 12.00
	1 Star +	10	\$ 13.50	\$ 14.00
	2 Star	3	\$ 12.00	\$ 15.00
	3 Star	-	\$ -	\$ 17.00
	Totals	96	\$ 13.19	
School Age	1 Star	22	\$ 12.23	\$ 10.00
	1 Star +	-	\$ -	\$ 12.00
	2 Star	-	\$ -	\$ 13.00
	3 Star	-	\$ -	\$ 15.00
	Totals	22	\$ 12.23	
Combined Ages	1 Star	150	\$ 13.47	
	1 Star +	18	\$ 14.17	
	2 Star	3	\$ 12.00	
	3 Star	-	\$ -	
	Totals	171	\$ 13.51	

Appendix F: County Data

County Data - 2003 Market Rate Survey - Logan County - 42

Child Care Centers				
Age	Star Rating	Filled Slots N =	Mean Rate	DHS Rate
Infants	1 Star	12	\$ 15.67	\$ 15.00
	1 Star +	8	\$ 19.50	\$ 17.00
	2 Star	10	\$ 19.80	\$ 20.00
	3 Star	6	\$ 23.00	\$ 23.00
	Totals	36	\$ 18.89	
Toddlers	1 Star	12	\$ 15.83	\$ 15.00
	1 Star +	21	\$ 20.10	\$ 17.00
	2 Star	16	\$ 19.63	\$ 19.00
	3 Star	8	\$ 23.00	\$ 22.00
	Totals	57	\$ 19.48	
2's & 3's	1 Star	22	\$ 14.00	\$ 13.00
	1 Star +	40	\$ 16.25	\$ 15.00
	2 Star	73	\$ 17.78	\$ 17.00
	3 Star	21	\$ 18.24	\$ 19.00
	Totals	156	\$ 16.92	
4's & 5's	1 Star	9	\$ 14.00	\$ 13.00
	1 Star +	48	\$ 15.00	\$ 14.00
	2 Star	122	\$ 18.41	\$ 15.00
	3 Star	27	\$ 16.85	\$ 17.00
	Totals	206	\$ 17.22	
School Age	1 Star	8	\$ 12.00	\$ 11.00
	1 Star +	19	\$ 12.02	\$ 12.00
	2 Star	57	\$ 18.79	\$ 13.00
	3 Star	4	\$ 11.00	\$ 14.00
	Totals	88	\$ 16.36	
Combined Ages	1 Star	63	\$ 14.41	
	1 Star +	136	\$ 16.00	
	2 Star	278	\$ 18.44	
	3 Star	66	\$ 18.24	
	Totals	543	\$ 17.34	

Child Care Homes				
Age	Star Rating	Filled Slots N =	Mean Rate	DHS Rate
Infants and Toddlers	1 Star	38	\$ 18.49	\$ 14.00
	1 Star +	12	\$ 21.92	\$ 16.00
	2 Star	9	\$ 19.89	\$ 18.00
	3 Star	-	\$ -	\$ 21.00
	Totals	59	\$ 19.40	
2 Through 6	1 Star	62	\$ 16.03	\$ 12.00
	1 Star +	15	\$ 21.13	\$ 14.00
	2 Star	18	\$ 19.33	\$ 15.00
	3 Star	-	\$ -	\$ 17.00
	Totals	95	\$ 17.46	
School Age	1 Star	6	\$ 15.83	\$ 10.00
	1 Star +	-	\$ -	\$ 12.00
	2 Star	2	\$ 20.00	\$ 13.00
	3 Star	-	\$ -	\$ 15.00
	Totals	8	\$ 16.87	
Combined Ages	1 Star	106	\$ 16.90	
	1 Star +	27	\$ 21.48	
	2 Star	29	\$ 19.55	
	3 Star	-	\$ -	
	Totals	162	\$ 18.14	

Appendix F: County Data

County Data - 2003 Market Rate Survey - Love County - 43

Child Care Centers				
Age	Star Rating	Filled Slots N =	Mean Rate	DHS Rate
Infants	1 Star	4	\$ 12.00	\$ 15.00
	1 Star +	-	\$ -	\$ 17.00
	2 Star	-	\$ -	\$ 20.00
	3 Star	-	\$ -	\$ 23.00
	Totals	4	\$ 12.00	
Toddlers	1 Star	9	\$ 11.67	\$ 15.00
	1 Star +	-	\$ -	\$ 17.00
	2 Star	-	\$ -	\$ 19.00
	3 Star	-	\$ -	\$ 22.00
	Totals	9	\$ 11.67	
2's & 3's	1 Star	18	\$ 9.22	\$ 13.00
	1 Star +	33	\$ 10.48	\$ 15.00
	2 Star	-	\$ -	\$ 17.00
	3 Star	-	\$ -	\$ 19.00
	Totals	51	\$ 10.04	
4's & 5's	1 Star	15	\$ 9.00	\$ 13.00
	1 Star +	20	\$ 10.00	\$ 14.00
	2 Star	-	\$ -	\$ 15.00
	3 Star	-	\$ -	\$ 17.00
	Totals	35	\$ 9.57	
School Age	1 Star	5	\$ 9.00	\$ 11.00
	1 Star +	-	\$ -	\$ 12.00
	2 Star	-	\$ -	\$ 13.00
	3 Star	-	\$ -	\$ 14.00
	Totals	5	\$ 9.00	
Combined Ages	1 Star	51	\$ 9.78	
	1 Star +	53	\$ 10.30	
	2 Star	-	\$ -	
	3 Star	-	\$ -	
	Totals	104	\$ 10.05	

Child Care Homes				
Age	Star Rating	Filled Slots N =	Mean Rate	DHS Rate
Infants and Toddlers	1 Star	-	\$ -	\$ 14.00
	1 Star +	-	\$ -	\$ 16.00
	2 Star	-	\$ -	\$ 18.00
	3 Star	-	\$ -	\$ 21.00
Totals		-	\$ -	
2 Through 6	1 Star	-	\$ -	\$ 12.00
	1 Star +	-	\$ -	\$ 14.00
	2 Star	-	\$ -	\$ 15.00
	3 Star	-	\$ -	\$ 17.00
	Totals		-	\$ -
School Age	1 Star	-	\$ -	\$ 10.00
	1 Star +	-	\$ -	\$ 12.00
	2 Star	-	\$ -	\$ 13.00
	3 Star	-	\$ -	\$ 15.00
	Totals		-	\$ -
Combined Ages	1 Star	-	\$ -	
	1 Star +	-	\$ -	
	2 Star	-	\$ -	
	3 Star	-	\$ -	
	Totals		-	\$ -

Appendix F: County Data

County Data - 2003 Market Rate Survey - McClain County - 44

Child Care Centers				
Age	Star Rating	Filled Slots N =	Mean Rate	DHS Rate
Infants	1 Star	13	\$ 19.46	\$ 15.00
	1 Star +	6	\$ 18.00	\$ 17.00
	2 Star	3	\$ 17.60	\$ 20.00
	3 Star	-	\$ -	\$ 23.00
	Totals	22	\$ 18.81	
Toddlers	1 Star	14	\$ 19.79	\$ 15.00
	1 Star +	39	\$ 17.54	\$ 17.00
	2 Star	4	\$ 17.60	\$ 19.00
	3 Star	-	\$ -	\$ 22.00
	Totals	57	\$ 18.10	
2's & 3's	1 Star	42	\$ 15.21	\$ 13.00
	1 Star +	59	\$ 15.49	\$ 15.00
	2 Star	32	\$ 16.61	\$ 17.00
	3 Star	-	\$ -	\$ 19.00
	Totals	133	\$ 15.67	
4's & 5's	1 Star	82	\$ 14.61	\$ 13.00
	1 Star +	53	\$ 14.77	\$ 14.00
	2 Star	36	\$ 14.72	\$ 15.00
	3 Star	-	\$ -	\$ 17.00
	Totals	171	\$ 14.68	
School Age	1 Star	22	\$ 10.18	\$ 11.00
	1 Star +	58	\$ 10.50	\$ 12.00
	2 Star	40	\$ 13.00	\$ 13.00
	3 Star	-	\$ -	\$ 14.00
	Totals	120	\$ 11.27	
Combined Ages	1 Star	173	\$ 14.98	
	1 Star +	215	\$ 14.41	
	2 Star	115	\$ 14.82	
	3 Star	-	\$ -	
	Totals	503	\$ 14.70	

Child Care Homes				
Age	Star Rating	Filled Slots N =	Mean Rate	DHS Rate
Infants and Toddlers	1 Star	28	\$ 15.41	\$ 14.00
	1 Star +	-	\$ -	\$ 16.00
	2 Star	3	\$ 15.00	\$ 18.00
	3 Star	-	\$ -	\$ 21.00
Totals	31	\$ 15.37		
2 Through 6	1 Star	62	\$ 13.94	\$ 12.00
	1 Star +	-	\$ -	\$ 14.00
	2 Star	6	\$ 15.00	\$ 15.00
	3 Star	-	\$ -	\$ 17.00
	Totals	68	\$ 14.03	
School Age	1 Star	21	\$ 11.87	\$ 10.00
	1 Star +	-	\$ -	\$ 12.00
	2 Star	-	\$ -	\$ 13.00
	3 Star	-	\$ -	\$ 15.00
	Totals	21	\$ 11.87	
Combined Ages	1 Star	111	\$ 13.92	
	1 Star +	-	\$ -	
	2 Star	9	\$ 15.00	
	3 Star	-	\$ -	
	Totals	120	\$ 14.00	

Appendix F: County Data

County Data - 2003 Market Rate Survey - McCurtain County - 45

Child Care Centers				
Age	Star Rating	Filled Slots N =	Mean Rate	DHS Rate
Infants	1 Star	2	\$ 15.00	\$ 15.00
	1 Star +	7	\$ 15.00	\$ 17.00
	2 Star	21	\$ 22.29	\$ 20.00
	3 Star	-	\$ -	\$ 23.00
	Totals	30	\$ 20.10	
Toddlers	1 Star	3	\$ 15.00	\$ 15.00
	1 Star +	9	\$ 15.00	\$ 17.00
	2 Star	44	\$ 22.18	\$ 19.00
	3 Star	-	\$ -	\$ 22.00
	Totals	56	\$ 20.64	
2's & 3's	1 Star	6	\$ 13.00	\$ 13.00
	1 Star +	15	\$ 13.00	\$ 15.00
	2 Star	143	\$ 18.65	\$ 17.00
	3 Star	-	\$ -	\$ 19.00
	Totals	164	\$ 17.93	
4's & 5's	1 Star	2	\$ 11.00	\$ 13.00
	1 Star +	6	\$ 12.00	\$ 14.00
	2 Star	55	\$ 16.13	\$ 15.00
	3 Star	-	\$ -	\$ 17.00
	Totals	63	\$ 15.57	
School Age	1 Star	2	\$ 9.00	\$ 11.00
	1 Star +	2	\$ 11.00	\$ 12.00
	2 Star	24	\$ 13.00	\$ 13.00
	3 Star	-	\$ -	\$ 14.00
	Totals	28	\$ 12.57	
Combined Ages	1 Star	15	\$ 12.87	
	1 Star +	39	\$ 13.56	
	2 Star	287	\$ 18.50	
	3 Star	-	\$ -	
	Totals	341	\$ 17.69	

Child Care Homes				
Age	Star Rating	Filled Slots N =	Mean Rate	DHS Rate
Infants and Toddlers	1 Star	16	\$ 13.13	\$ 14.00
	1 Star +	4	\$ 16.00	\$ 16.00
	2 Star	9	\$ 16.22	\$ 18.00
	3 Star	3	\$ 21.00	\$ 21.00
	Totals	32	\$ 15.10	
2 Through 6	1 Star	27	\$ 12.26	\$ 12.00
	1 Star +	5	\$ 14.00	\$ 14.00
	2 Star	9	\$ 15.00	\$ 15.00
	3 Star	24	\$ 16.83	\$ 17.00
	Totals	65	\$ 14.46	
School Age	1 Star	11	\$ 10.00	\$ 10.00
	1 Star +	3	\$ 10.00	\$ 12.00
	2 Star	-	\$ -	\$ 13.00
	3 Star	3	\$ 15.00	\$ 15.00
	Totals	17	\$ 10.88	
Combined Ages	1 Star	54	\$ 12.06	
	1 Star +	12	\$ 13.67	
	2 Star	18	\$ 15.61	
	3 Star	30	\$ 17.06	
	Totals	114	\$ 14.11	

Appendix F: County Data

County Data - 2003 Market Rate Survey - McIntosh County - 46

Child Care Centers				
Age	Star Rating	Filled Slots N =	Mean Rate	DHS Rate
Infants	1 Star	-	\$ -	\$ 15.00
	1 Star +	3	\$ 15.00	\$ 17.00
	2 Star	5	\$ 17.20	\$ 20.00
	3 Star	-	\$ -	\$ 23.00
	Totals	8	\$ 16.38	
Toddlers	1 Star	-	\$ -	\$ 15.00
	1 Star +	12	\$ 13.75	\$ 17.00
	2 Star	11	\$ 16.82	\$ 19.00
	3 Star	-	\$ -	\$ 22.00
	Totals	23	\$ 15.22	
2's & 3's	1 Star	-	\$ -	\$ 13.00
	1 Star +	16	\$ 12.56	\$ 15.00
	2 Star	32	\$ 14.69	\$ 17.00
	3 Star	-	\$ -	\$ 19.00
	Totals	48	\$ 13.98	
4's & 5's	1 Star	-	\$ -	\$ 13.00
	1 Star +	21	\$ 11.43	\$ 14.00
	2 Star	35	\$ 14.14	\$ 15.00
	3 Star	-	\$ -	\$ 17.00
	Totals	56	\$ 13.12	
School Age	1 Star	-	\$ -	\$ 11.00
	1 Star +	-	\$ -	\$ 12.00
	2 Star	7	\$ 10.00	\$ 13.00
	3 Star	-	\$ -	\$ 14.00
	Totals	7	\$ 10.00	
Combined Ages	1 Star	-	\$ -	
	1 Star +	52	\$ 12.52	
	2 Star	90	\$ 14.51	
	3 Star	-	\$ -	
	Totals	142	\$ 13.78	

Child Care Homes				
Age	Star Rating	Filled Slots N =	Mean Rate	DHS Rate
Infants and Toddlers	1 Star	24	\$ 13.88	\$ 14.00
	1 Star +	6	\$ 15.70	\$ 16.00
	2 Star	14	\$ 16.07	\$ 18.00
	3 Star	-	\$ -	\$ 21.00
	Totals	44	\$ 14.83	
2 Through 6	1 Star	62	\$ 12.11	\$ 12.00
	1 Star +	21	\$ 14.46	\$ 14.00
	2 Star	15	\$ 14.80	\$ 15.00
	3 Star	-	\$ -	\$ 17.00
	Totals	98	\$ 13.03	
School Age	1 Star	9	\$ 10.22	\$ 10.00
	1 Star +	6	\$ 12.33	\$ 12.00
	2 Star	1	\$ 10.00	\$ 13.00
	3 Star	-	\$ -	\$ 15.00
	Totals	16	\$ 11.00	
Combined Ages	1 Star	95	\$ 12.38	
	1 Star +	33	\$ 14.30	
	2 Star	30	\$ 15.23	
	3 Star	-	\$ -	
	Totals	158	\$ 13.32	

Appendix F: County Data

County Data - 2003 Market Rate Survey - Major County - 47

Child Care Centers				
Age	Star Rating	Filled Slots N =	Mean Rate	DHS Rate
Infants	1 Star	-	\$ -	\$ 15.00
	1 Star +	2	\$ 18.00	\$ 17.00
	2 Star	3	\$ 16.00	\$ 20.00
	3 Star	-	\$ -	\$ 23.00
	Totals	5	\$ 16.80	
Toddlers	1 Star	-	\$ -	\$ 15.00
	1 Star +	5	\$ 18.00	\$ 17.00
	2 Star	11	\$ 17.45	\$ 19.00
	3 Star	-	\$ -	\$ 22.00
	Totals	16	\$ 17.62	
2's & 3's	1 Star	-	\$ -	\$ 13.00
	1 Star +	10	\$ 14.00	\$ 15.00
	2 Star	17	\$ 15.24	\$ 17.00
	3 Star	-	\$ -	\$ 19.00
	Totals	27	\$ 14.78	
4's & 5's	1 Star	-	\$ -	\$ 13.00
	1 Star +	11	\$ 11.45	\$ 14.00
	2 Star	17	\$ 14.71	\$ 15.00
	3 Star	-	\$ -	\$ 17.00
	Totals	28	\$ 13.43	
School Age	1 Star	-	\$ -	\$ 11.00
	1 Star +	10	\$ 10.00	\$ 12.00
	2 Star	3	\$ 10.00	\$ 13.00
	3 Star	-	\$ -	\$ 14.00
	Totals	13	\$ 10.00	
Combined Ages	1 Star	-	\$ -	
	1 Star +	38	\$ 12.95	
	2 Star	51	\$ 15.28	
	3 Star	-	\$ -	
	Totals	89	\$ 14.28	

Child Care Homes				
Age	Star Rating	Filled Slots N =	Mean Rate	DHS Rate
Infants and Toddlers	1 Star	1	\$ 14.00	\$ 14.00
	1 Star +	2	\$ 11.50	\$ 16.00
	2 Star	2	\$ 14.00	\$ 18.00
	3 Star	-	\$ -	\$ 21.00
	Totals	5	\$ 13.00	
2 Through 6	1 Star	7	\$ 13.71	\$ 12.00
	1 Star +	4	\$ 11.50	\$ 14.00
	2 Star	2	\$ 14.00	\$ 15.00
	3 Star	-	\$ -	\$ 17.00
	Totals	13	\$ 13.07	
School Age	1 Star	1	\$ 10.00	\$ 10.00
	1 Star +	-	\$ -	\$ 12.00
	2 Star	4	\$ 14.00	\$ 13.00
	3 Star	-	\$ -	\$ 15.00
	Totals	5	\$ 13.20	
Combined Ages	1 Star	9	\$ 13.33	
	1 Star +	6	\$ 11.50	
	2 Star	8	\$ 14.00	
	3 Star	-	\$ -	
	Totals	23	\$ 13.09	

Appendix F: County Data

County Data - 2003 Market Rate Survey - Marshall County - 48

Child Care Centers				
Age	Star Rating	Filled Slots N =	Mean Rate	DHS Rate
Infants	1 Star	-	\$ -	\$ 15.00
	1 Star +	-	\$ -	\$ 17.00
	2 Star	12	\$ 17.33	\$ 20.00
	3 Star	-	\$ -	\$ 23.00
	Totals	12	\$ 17.33	
Toddlers	1 Star	-	\$ -	\$ 15.00
	1 Star +	-	\$ -	\$ 17.00
	2 Star	17	\$ 17.18	\$ 19.00
	3 Star	-	\$ -	\$ 22.00
	Totals	17	\$ 17.18	
2's & 3's	1 Star	-	\$ -	\$ 13.00
	1 Star +	-	\$ -	\$ 15.00
	2 Star	45	\$ 15.07	\$ 17.00
	3 Star	-	\$ -	\$ 19.00
	Totals	45	\$ 15.07	
4's & 5's	1 Star	-	\$ -	\$ 13.00
	1 Star +	-	\$ -	\$ 14.00
	2 Star	36	\$ 13.87	\$ 15.00
	3 Star	-	\$ -	\$ 17.00
	Totals	36	\$ 13.87	
School Age	1 Star	-	\$ -	\$ 11.00
	1 Star +	-	\$ -	\$ 12.00
	2 Star	21	\$ 13.60	\$ 13.00
	3 Star	-	\$ -	\$ 14.00
	Totals	21	\$ 13.60	
Combined Ages	1 Star	-	\$ -	
	1 Star +	-	\$ -	
	2 Star	131	\$ 14.99	
	3 Star	-	\$ -	
	Totals	131	\$ 14.98	

Child Care Homes				
Age	Star Rating	Filled Slots N =	Mean Rate	DHS Rate
Infants and Toddlers	1 Star	4	\$ 14.00	\$ 14.00
	1 Star +	2	\$ 15.00	\$ 16.00
	2 Star	-	\$ -	\$ 18.00
	3 Star	-	\$ -	\$ 21.00
	Totals	6	\$ 14.33	
2 Through 6	1 Star	6	\$ 13.67	\$ 12.00
	1 Star +	5	\$ 13.40	\$ 14.00
	2 Star	-	\$ -	\$ 15.00
	3 Star	-	\$ -	\$ 17.00
	Totals	11	\$ 13.55	
School Age	1 Star	1	\$ 11.00	\$ 10.00
	1 Star +	-	\$ -	\$ 12.00
	2 Star	-	\$ -	\$ 13.00
	3 Star	-	\$ -	\$ 15.00
	Totals	1	\$ 11.00	
Combined Ages	1 Star	11	\$ 13.55	
	1 Star +	7	\$ 13.86	
	2 Star	-	\$ -	
	3 Star	-	\$ -	
	Totals	18	\$ 13.67	

Appendix F: County Data

County Data - 2003 Market Rate Survey - Mayes County - 49

Child Care Centers				
Age	Star Rating	Filled Slots N =	Mean Rate	DHS Rate
Infants	1 Star	-	\$ -	\$ 15.00
	1 Star +	2	\$ 15.00	\$ 17.00
	2 Star	12	\$ 18.42	\$ 20.00
	3 Star	-	\$ -	\$ 23.00
	Totals	14	\$ 17.93	
Toddlers	1 Star	-	\$ -	\$ 15.00
	1 Star +	12	\$ 15.67	\$ 17.00
	2 Star	38	\$ 18.03	\$ 19.00
	3 Star	-	\$ -	\$ 22.00
	Totals	50	\$ 17.46	
2's & 3's	1 Star	-	\$ -	\$ 13.00
	1 Star +	73	\$ 16.34	\$ 15.00
	2 Star	70	\$ 15.58	\$ 17.00
	3 Star	-	\$ -	\$ 19.00
	Totals	143	\$ 15.97	
4's & 5's	1 Star	-	\$ -	\$ 13.00
	1 Star +	73	\$ 15.21	\$ 14.00
	2 Star	60	\$ 13.98	\$ 15.00
	3 Star	-	\$ -	\$ 17.00
	Totals	133	\$ 14.66	
School Age	1 Star	-	\$ -	\$ 11.00
	1 Star +	51	\$ 14.71	\$ 12.00
	2 Star	37	\$ 12.35	\$ 13.00
	3 Star	-	\$ -	\$ 14.00
	Totals	88	\$ 13.72	
Combined Ages	1 Star	-	\$ -	
	1 Star +	211	\$ 15.50	
	2 Star	217	\$ 15.17	
	3 Star	-	\$ -	
	Totals	428	\$ 15.34	

Child Care Homes				
Age	Star Rating	Filled Slots N =	Mean Rate	DHS Rate
Infants and Toddlers	1 Star	34	\$ 13.94	\$ 14.00
	1 Star +	9	\$ 16.00	\$ 16.00
	2 Star	4	\$ 16.50	\$ 18.00
	3 Star	-	\$ -	\$ 21.00
	Totals	47	\$ 14.55	
2 Through 6	1 Star	58	\$ 12.72	\$ 12.00
	1 Star +	27	\$ 13.70	\$ 14.00
	2 Star	20	\$ 15.00	\$ 15.00
	3 Star	-	\$ -	\$ 17.00
	Totals	105	\$ 13.41	
School Age	1 Star	9	\$ 11.11	\$ 10.00
	1 Star +	4	\$ 12.00	\$ 12.00
	2 Star	5	\$ 12.60	\$ 13.00
	3 Star	-	\$ -	\$ 15.00
	Totals	18	\$ 11.72	
Combined Ages	1 Star	101	\$ 12.99	
	1 Star +	40	\$ 14.05	
	2 Star	29	\$ 14.79	
	3 Star	-	\$ -	
	Totals	170	\$ 13.55	

Appendix F: County Data

County Data - 2003 Market Rate Survey - Murray County - 50

Child Care Centers				
Age	Star Rating	Filled Slots N =	Mean Rate	DHS Rate
Infants	1 Star	-	\$ -	\$ 15.00
	1 Star +	7	\$ 17.00	\$ 17.00
	2 Star	3	\$ 15.00	\$ 20.00
	3 Star	-	\$ -	\$ 23.00
	Totals	10	\$ 16.40	
Toddlers	1 Star	-	\$ -	\$ 15.00
	1 Star +	11	\$ 17.00	\$ 17.00
	2 Star	7	\$ 15.00	\$ 19.00
	3 Star	-	\$ -	\$ 22.00
	Totals	18	\$ 16.22	
2's & 3's	1 Star	-	\$ -	\$ 13.00
	1 Star +	31	\$ 16.00	\$ 15.00
	2 Star	12	\$ 15.00	\$ 17.00
	3 Star	-	\$ -	\$ 19.00
	Totals	43	\$ 15.72	
4's & 5's	1 Star	-	\$ -	\$ 13.00
	1 Star +	17	\$ 13.82	\$ 14.00
	2 Star	9	\$ 15.00	\$ 15.00
	3 Star	-	\$ -	\$ 17.00
	Totals	26	\$ 14.23	
School Age	1 Star	-	\$ -	\$ 11.00
	1 Star +	9	\$ 14.00	\$ 12.00
	2 Star	-	\$ -	\$ 13.00
	3 Star	-	\$ -	\$ 14.00
	Totals	9	\$ 14.00	
Combined Ages	1 Star	-	\$ -	
	1 Star +	75	\$ 15.51	
	2 Star	31	\$ 15.00	
	3 Star	-	\$ -	
	Totals	106	\$ 15.36	

Child Care Homes				
Age	Star Rating	Filled Slots N =	Mean Rate	DHS Rate
Infants and Toddlers	1 Star	9	\$ 14.11	\$ 14.00
	1 Star +	3	\$ 16.00	\$ 16.00
	2 Star	7	\$ 14.57	\$ 18.00
	3 Star	-	\$ -	\$ 21.00
	Totals	19	\$ 14.58	
2 Through 6	1 Star	28	\$ 13.25	\$ 12.00
	1 Star +	7	\$ 14.00	\$ 14.00
	2 Star	11	\$ 15.18	\$ 15.00
	3 Star	-	\$ -	\$ 17.00
	Totals	46	\$ 13.83	
School Age	1 Star	-	\$ -	\$ 10.00
	1 Star +	4	\$ 12.00	\$ 12.00
	2 Star	-	\$ -	\$ 13.00
	3 Star	-	\$ -	\$ 15.00
	Totals	4	\$ 12.00	
Combined Ages	1 Star	37	\$ 13.46	
	1 Star +	14	\$ 13.86	
	2 Star	18	\$ 14.94	
	3 Star	-	\$ -	
	Totals	69	\$ 13.93	

Appendix F: County Data

County Data - 2003 Market Rate Survey - Muskogee County - 51

Child Care Centers				
Age	Star Rating	Filled Slots N =	Mean Rate	DHS Rate
Infants	1 Star	24	\$ 19.13	\$ 15.00
	1 Star +	26	\$ 17.25	\$ 17.00
	2 Star	42	\$ 17.81	\$ 20.00
	3 Star	-	\$ -	\$ 23.00
	Totals	92	\$ 18.00	
Toddlers	1 Star	21	\$ 18.67	\$ 15.00
	1 Star +	53	\$ 18.28	\$ 17.00
	2 Star	57	\$ 17.18	\$ 19.00
	3 Star	-	\$ -	\$ 22.00
	Totals	131	\$ 17.86	
2's & 3's	1 Star	53	\$ 15.72	\$ 13.00
	1 Star +	182	\$ 15.19	\$ 15.00
	2 Star	164	\$ 14.40	\$ 17.00
	3 Star	-	\$ -	\$ 19.00
	Totals	399	\$ 14.94	
4's & 5's	1 Star	9	\$ 14.33	\$ 13.00
	1 Star +	103	\$ 14.75	\$ 14.00
	2 Star	76	\$ 13.62	\$ 15.00
	3 Star	-	\$ -	\$ 17.00
	Totals	188	\$ 14.27	
School Age	1 Star	1	\$ 13.00	\$ 11.00
	1 Star +	63	\$ 12.98	\$ 12.00
	2 Star	3	\$ 15.00	\$ 13.00
	3 Star	-	\$ -	\$ 14.00
	Totals	67	\$ 13.07	
Combined Ages	1 Star	108	\$ 16.91	
	1 Star +	427	\$ 15.27	
	2 Star	342	\$ 15.11	
	3 Star	-	\$ -	
	Totals	877	\$ 15.41	

Child Care Homes				
Age	Star Rating	Filled Slots N =	Mean Rate	DHS Rate
Infants and Toddlers	1 Star	58	\$ 13.45	\$ 14.00
	1 Star +	35	\$ 16.77	\$ 16.00
	2 Star	37	\$ 17.51	\$ 18.00
	3 Star	-	\$ -	\$ 21.00
	Totals	130	\$ 15.50	
2 Through 6	1 Star	68	\$ 12.31	\$ 12.00
	1 Star +	65	\$ 15.00	\$ 14.00
	2 Star	84	\$ 16.25	\$ 15.00
	3 Star	-	\$ -	\$ 17.00
	Totals	217	\$ 14.64	
School Age	1 Star	7	\$ 11.00	\$ 10.00
	1 Star +	22	\$ 16.64	\$ 12.00
	2 Star	19	\$ 15.47	\$ 13.00
	3 Star	-	\$ -	\$ 15.00
	Totals	48	\$ 15.35	
Combined Ages	1 Star	133	\$ 12.74	
	1 Star +	122	\$ 15.80	
	2 Star	140	\$ 16.48	
	3 Star	-	\$ -	
	Totals	395	\$ 15.01	

Appendix F: County Data

County Data - 2003 Market Rate Survey - Noble County - 52

Child Care Centers				
Age	Star Rating	Filled Slots N =	Mean Rate	DHS Rate
Infants	1 Star	-	\$ -	\$ 15.00
	1 Star +	12	\$ 18.50	\$ 17.00
	2 Star	-	\$ -	\$ 20.00
	3 Star	-	\$ -	\$ 23.00
	Totals	12	\$ 18.50	
Toddlers	1 Star	-	\$ -	\$ 15.00
	1 Star +	19	\$ 18.89	\$ 17.00
	2 Star	-	\$ -	\$ 19.00
	3 Star	-	\$ -	\$ 22.00
	Totals	19	\$ 18.89	
2's & 3's	1 Star	-	\$ -	\$ 13.00
	1 Star +	43	\$ 15.14	\$ 15.00
	2 Star	-	\$ -	\$ 17.00
	3 Star	-	\$ -	\$ 19.00
	Totals	43	\$ 15.14	
4's & 5's	1 Star	-	\$ -	\$ 13.00
	1 Star +	52	\$ 14.25	\$ 14.00
	2 Star	-	\$ -	\$ 15.00
	3 Star	-	\$ -	\$ 17.00
	Totals	52	\$ 14.25	
School Age	1 Star	-	\$ -	\$ 11.00
	1 Star +	8	\$ 10.23	\$ 12.00
	2 Star	-	\$ -	\$ 13.00
	3 Star	-	\$ -	\$ 14.00
	Totals	8	\$ 10.23	
Combined Ages	1 Star	-	\$ -	
	1 Star +	134	\$ 15.34	
	2 Star	-	\$ -	
	3 Star	-	\$ -	
	Totals	134	\$ 15.34	

Child Care Homes				
Age	Star Rating	Filled Slots N =	Mean Rate	DHS Rate
Infants and Toddlers	1 Star	12	\$ 13.25	\$ 14.00
	1 Star +	-	\$ -	\$ 16.00
	2 Star	1	\$ 16.00	\$ 18.00
	3 Star	-	\$ -	\$ 21.00
	Totals	13	\$ 13.46	
2 Through 6	1 Star	38	\$ 12.66	\$ 12.00
	1 Star +	-	\$ -	\$ 14.00
	2 Star	6	\$ 14.33	\$ 15.00
	3 Star	-	\$ -	\$ 17.00
	Totals	44	\$ 12.89	
School Age	1 Star	3	\$ 12.00	\$ 10.00
	1 Star +	-	\$ -	\$ 12.00
	2 Star	-	\$ -	\$ 13.00
	3 Star	-	\$ -	\$ 15.00
	Totals	3	\$ 12.00	
Combined Ages	1 Star	53	\$ 12.76	
	1 Star +	-	\$ -	
	2 Star	7	\$ 14.57	
	3 Star	-	\$ -	
	Totals	60	\$ 12.97	

Appendix F: County Data

County Data - 2003 Market Rate Survey - Nowata County - 53

Child Care Centers				
Age	Star Rating	Filled Slots N =	Mean Rate	DHS Rate
Infants	1 Star	-	\$ -	\$ 15.00
	1 Star +	2	\$ 17.00	\$ 17.00
	2 Star	-	\$ -	\$ 20.00
	3 Star	8	\$ 23.00	\$ 23.00
	Totals	10	\$ 21.80	
Toddlers	1 Star	-	\$ -	\$ 15.00
	1 Star +	5	\$ 17.00	\$ 17.00
	2 Star	18	\$ 19.17	\$ 19.00
	3 Star	12	\$ 23.00	\$ 22.00
	Totals	35	\$ 20.17	
2's & 3's	1 Star	-	\$ -	\$ 13.00
	1 Star +	3	\$ 15.00	\$ 15.00
	2 Star	18	\$ 16.44	\$ 17.00
	3 Star	24	\$ 19.00	\$ 19.00
	Totals	45	\$ 17.71	
4's & 5's	1 Star	-	\$ -	\$ 13.00
	1 Star +	4	\$ 14.00	\$ 14.00
	2 Star	16	\$ 13.13	\$ 15.00
	3 Star	9	\$ 17.00	\$ 17.00
	Totals	29	\$ 14.45	
School Age	1 Star	-	\$ -	\$ 11.00
	1 Star +	-	\$ -	\$ 12.00
	2 Star	10	\$ 13.00	\$ 13.00
	3 Star	-	\$ -	\$ 14.00
	Totals	10	\$ 13.00	
Combined Ages	1 Star	-	\$ -	
	1 Star +	14	\$ 15.71	
	2 Star	62	\$ 15.82	
	3 Star	53	\$ 20.17	
	Totals	129	\$ 17.60	

Child Care Homes				
Age	Star Rating	Filled Slots N =	Mean Rate	DHS Rate
Infants and Toddlers	1 Star	-	\$ -	\$ 14.00
	1 Star +	4	\$ 14.25	\$ 16.00
	2 Star	-	\$ -	\$ 18.00
	3 Star	-	\$ -	\$ 21.00
	Totals	4	\$ 14.25	
2 Through 6	1 Star	3	\$ 12.00	\$ 12.00
	1 Star +	6	\$ 11.67	\$ 14.00
	2 Star	-	\$ -	\$ 15.00
	3 Star	-	\$ -	\$ 17.00
	Totals	9	\$ 11.78	
School Age	1 Star	-	\$ -	\$ 10.00
	1 Star +	2	\$ 10.00	\$ 12.00
	2 Star	-	\$ -	\$ 13.00
	3 Star	-	\$ -	\$ 15.00
	Totals	2	\$ 10.00	
Combined Ages	1 Star	3	\$ 12.00	
	1 Star +	12	\$ 12.25	
	2 Star	-	\$ -	
	3 Star	-	\$ -	
	Totals	15	\$ 12.20	

Appendix F: County Data

County Data - 2003 Market Rate Survey - Okfuskee County - 54

Child Care Centers				
Age	Star Rating	Filled Slots N =	Mean Rate	DHS Rate
Infants	1 Star	-	\$ -	\$ 15.00
	1 Star +	7	\$ 15.57	\$ 17.00
	2 Star	-	\$ -	\$ 20.00
	3 Star	-	\$ -	\$ 23.00
	Totals	7	\$ 15.57	
Toddlers	1 Star	-	\$ -	\$ 15.00
	1 Star +	12	\$ 15.75	\$ 17.00
	2 Star	-	\$ -	\$ 19.00
	3 Star	-	\$ -	\$ 22.00
	Totals	12	\$ 15.75	
2's & 3's	1 Star	-	\$ -	\$ 13.00
	1 Star +	34	\$ 13.71	\$ 15.00
	2 Star	-	\$ -	\$ 17.00
	3 Star	-	\$ -	\$ 19.00
	Totals	34	\$ 13.71	
4's & 5's	1 Star	-	\$ -	\$ 13.00
	1 Star +	4	\$ 14.00	\$ 14.00
	2 Star	-	\$ -	\$ 15.00
	3 Star	-	\$ -	\$ 17.00
	Totals	4	\$ 14.00	
School Age	1 Star	-	\$ -	\$ 11.00
	1 Star +	-	\$ -	\$ 12.00
	2 Star	-	\$ -	\$ 13.00
	3 Star	-	\$ -	\$ 14.00
	Totals	-	\$ -	
Combined Ages	1 Star	-	\$ -	
	1 Star +	57	\$ 14.39	
	2 Star	-	\$ -	
	3 Star	-	\$ -	
	Totals	57	\$ 14.39	

Child Care Homes				
Age	Star Rating	Filled Slots N =	Mean Rate	DHS Rate
Infants and Toddlers	1 Star	14	\$ 16.47	\$ 14.00
	1 Star +	3	\$ 16.00	\$ 16.00
	2 Star	2	\$ 14.00	\$ 18.00
	3 Star	-	\$ -	\$ 21.00
	Totals	19	\$ 16.14	
2 Through 6	1 Star	24	\$ 14.48	\$ 12.00
	1 Star +	5	\$ 14.00	\$ 14.00
	2 Star	4	\$ 14.00	\$ 15.00
	3 Star	-	\$ -	\$ 17.00
	Totals	33	\$ 14.35	
School Age	1 Star	2	\$ 22.00	\$ 10.00
	1 Star +	-	\$ -	\$ 12.00
	2 Star	3	\$ 5.00	\$ 13.00
	3 Star	-	\$ -	\$ 15.00
	Totals	5	\$ 11.80	
Combined Ages	1 Star	40	\$ 15.55	
	1 Star +	8	\$ 14.75	
	2 Star	9	\$ 11.00	
	3 Star	-	\$ -	
	Totals	57	\$ 14.72	

Appendix F: County Data

County Data - 2003 Market Rate Survey - Oklahoma County - 55

Child Care Centers				
Age	Star Rating	Filled Slots N =	Mean Rate	DHS Rate
Infants	1 Star	76	\$ 22.63	\$ 15.00
	1 Star +	138	\$ 23.46	\$ 20.00
	2 Star	280	\$ 26.45	\$ 26.00
	3 Star	52	\$ 29.00	\$ 29.00
	Totals	546	\$ 25.41	
Toddlers	1 Star	195	\$ 23.06	\$ 15.00
	1 Star +	251	\$ 23.47	\$ 19.00
	2 Star	460	\$ 27.09	\$ 23.00
	3 Star	82	\$ 28.96	\$ 26.00
	Totals	988	\$ 25.53	
2's & 3's	1 Star	596	\$ 18.57	\$ 13.00
	1 Star +	709	\$ 18.30	\$ 17.00
	2 Star	1,272	\$ 21.23	\$ 21.00
	3 Star	327	\$ 23.16	\$ 23.00
	Totals	2,904	\$ 20.19	
4's & 5's	1 Star	660	\$ 16.98	\$ 13.00
	1 Star +	846	\$ 16.57	\$ 16.00
	2 Star	1,340	\$ 18.85	\$ 19.00
	3 Star	336	\$ 21.12	\$ 21.00
	Totals	3,182	\$ 18.10	
School Age	1 Star	556	\$ 12.96	\$ 11.00
	1 Star +	531	\$ 13.61	\$ 14.00
	2 Star	730	\$ 14.98	\$ 16.00
	3 Star	110	\$ 19.71	\$ 17.00
	Totals	1,927	\$ 14.29	
Combined Ages	1 Star	2,083	\$ 17.14	
	1 Star +	2,475	\$ 17.51	
	2 Star	4,082	\$ 20.35	
	3 Star	907	\$ 22.85	
	Totals	9,547	\$ 19.15	

Child Care Homes				
Age	Star Rating	Filled Slots N =	Mean Rate	DHS Rate
Infants and Toddlers	1 Star	310	\$ 18.00	\$ 14.00
	1 Star +	160	\$ 18.22	\$ 18.00
	2 Star	132	\$ 22.35	\$ 23.00
	3 Star	3	\$ 26.00	\$ 26.00
	Totals	605	\$ 19.05	
2 Through 6	1 Star	484	\$ 16.34	\$ 12.00
	1 Star +	304	\$ 16.45	\$ 16.00
	2 Star	214	\$ 19.36	\$ 19.00
	3 Star	10	\$ 22.20	\$ 22.00
	Totals	1,012	\$ 17.07	
School Age	1 Star	176	\$ 12.58	\$ 10.00
	1 Star +	95	\$ 13.79	\$ 12.00
	2 Star	60	\$ 15.70	\$ 15.00
	3 Star	-	\$ -	\$ 17.00
	Totals	331	\$ 13.49	
Combined Ages	1 Star	970	\$ 16.19	
	1 Star +	559	\$ 16.50	
	2 Star	406	\$ 19.79	
	3 Star	13	\$ 23.08	
	Totals	1,948	\$ 17.08	

Appendix F: County Data

County Data - 2003 Market Rate Survey - Okmulgee County - 56

Child Care Centers				
Age	Star Rating	Filled Slots N =	Mean Rate	DHS Rate
Infants	1 Star	6	\$ 15.67	\$ 15.00
	1 Star +	17	\$ 15.59	\$ 17.00
	2 Star	15	\$ 17.20	\$ 20.00
	3 Star	-	\$ -	\$ 23.00
	Totals	38	\$ 16.24	
Toddlers	1 Star	4	\$ 15.00	\$ 15.00
	1 Star +	30	\$ 15.07	\$ 17.00
	2 Star	35	\$ 16.43	\$ 19.00
	3 Star	-	\$ -	\$ 22.00
	Totals	69	\$ 15.76	
2's & 3's	1 Star	34	\$ 13.47	\$ 13.00
	1 Star +	84	\$ 13.48	\$ 15.00
	2 Star	67	\$ 13.84	\$ 17.00
	3 Star	-	\$ -	\$ 19.00
	Totals	185	\$ 13.61	
4's & 5's	1 Star	20	\$ 13.40	\$ 13.00
	1 Star +	35	\$ 13.20	\$ 14.00
	2 Star	36	\$ 12.83	\$ 15.00
	3 Star	-	\$ -	\$ 17.00
	Totals	91	\$ 13.10	
School Age	1 Star	7	\$ 13.14	\$ 11.00
	1 Star +	20	\$ 11.45	\$ 12.00
	2 Star	30	\$ 11.90	\$ 13.00
	3 Star	-	\$ -	\$ 14.00
	Totals	57	\$ 11.89	
Combined Ages	1 Star	71	\$ 13.69	
	1 Star +	186	\$ 13.66	
	2 Star	183	\$ 14.09	
	3 Star	-	\$ -	
	Totals	440	\$ 13.84	

Child Care Homes				
Age	Star Rating	Filled Slots N =	Mean Rate	DHS Rate
Infants and Toddlers	1 Star	22	\$ 13.41	\$ 14.00
	1 Star +	15	\$ 18.13	\$ 16.00
	2 Star	23	\$ 17.09	\$ 18.00
	3 Star	-	\$ -	\$ 21.00
	Totals	60	\$ 16.00	
2 Through 6	1 Star	54	\$ 12.48	\$ 12.00
	1 Star +	12	\$ 13.58	\$ 14.00
	2 Star	33	\$ 14.36	\$ 15.00
	3 Star	-	\$ -	\$ 17.00
	Totals	99	\$ 13.24	
School Age	1 Star	6	\$ 8.83	\$ 10.00
	1 Star +	5	\$ 10.80	\$ 12.00
	2 Star	10	\$ 12.10	\$ 13.00
	3 Star	-	\$ -	\$ 15.00
	Totals	21	\$ 10.86	
Combined Ages	1 Star	82	\$ 12.46	
	1 Star +	32	\$ 15.28	
	2 Star	66	\$ 14.97	
	3 Star	-	\$ -	
	Totals	180	\$ 13.88	

Appendix F: County Data

County Data - 2003 Market Rate Survey - Osage County - 57

Child Care Centers				
Age	Star Rating	Filled Slots N =	Mean Rate	DHS Rate
Infants	1 Star	8	\$ 15.00	\$ 15.00
	1 Star +	9	\$ 15.22	\$ 17.00
	2 Star	-	\$ -	\$ 20.00
	3 Star	-	\$ -	\$ 23.00
	Totals	17	\$ 15.12	
Toddlers	1 Star	13	\$ 14.54	\$ 15.00
	1 Star +	24	\$ 15.42	\$ 17.00
	2 Star	4	\$ 20.00	\$ 19.00
	3 Star	-	\$ -	\$ 22.00
	Totals	41	\$ 15.59	
2's & 3's	1 Star	24	\$ 13.08	\$ 13.00
	1 Star +	35	\$ 13.17	\$ 15.00
	2 Star	10	\$ 17.00	\$ 17.00
	3 Star	-	\$ -	\$ 19.00
	Totals	69	\$ 13.69	
4's & 5's	1 Star	15	\$ 13.00	\$ 13.00
	1 Star +	53	\$ 13.34	\$ 14.00
	2 Star	18	\$ 15.00	\$ 15.00
	3 Star	-	\$ -	\$ 17.00
	Totals	86	\$ 13.63	
School Age	1 Star	13	\$ 10.68	\$ 11.00
	1 Star +	37	\$ 11.27	\$ 12.00
	2 Star	4	\$ 13.00	\$ 13.00
	3 Star	-	\$ -	\$ 14.00
	Totals	54	\$ 11.26	
Combined Ages	1 Star	73	\$ 13.11	
	1 Star +	158	\$ 13.24	
	2 Star	36	\$ 15.89	
	3 Star	-	\$ -	
	Totals	267	\$ 13.56	

Child Care Homes				
Age	Star Rating	Filled Slots N =	Mean Rate	DHS Rate
Infants and Toddlers	1 Star	40	\$ 14.85	\$ 14.00
	1 Star +	26	\$ 16.23	\$ 16.00
	2 Star	23	\$ 20.48	\$ 18.00
	3 Star	2	\$ 25.20	\$ 21.00
	Totals	91	\$ 16.89	
2 Through 6	1 Star	74	\$ 13.35	\$ 12.00
	1 Star +	30	\$ 15.43	\$ 14.00
	2 Star	47	\$ 17.13	\$ 15.00
	3 Star	3	\$ 25.30	\$ 17.00
	Totals	154	\$ 15.14	
School Age	1 Star	37	\$ 11.69	\$ 10.00
	1 Star +	8	\$ 14.00	\$ 12.00
	2 Star	15	\$ 14.80	\$ 13.00
	3 Star	-	\$ -	\$ 15.00
	Totals	60	\$ 12.78	
Combined Ages	1 Star	151	\$ 13.34	
	1 Star +	64	\$ 15.58	
	2 Star	85	\$ 17.63	
	3 Star	5	\$ 25.26	
	Totals	305	\$ 15.20	

Appendix F: County Data

County Data - 2003 Market Rate Survey - Ottawa County - 58

Child Care Centers				
Age	Star Rating	Filled Slots N =	Mean Rate	DHS Rate
Infants	1 Star	7	\$ 15.00	\$ 15.00
	1 Star +	11	\$ 17.00	\$ 17.00
	2 Star	18	\$ 19.33	\$ 20.00
	3 Star	-	\$ -	\$ 23.00
	Totals	36	\$ 17.78	
Toddlers	1 Star	13	\$ 15.00	\$ 15.00
	1 Star +	16	\$ 17.00	\$ 17.00
	2 Star	34	\$ 19.29	\$ 19.00
	3 Star	-	\$ -	\$ 22.00
	Totals	63	\$ 17.82	
2's & 3's	1 Star	36	\$ 13.17	\$ 13.00
	1 Star +	38	\$ 14.84	\$ 15.00
	2 Star	72	\$ 15.78	\$ 17.00
	3 Star	-	\$ -	\$ 19.00
	Totals	146	\$ 14.89	
4's & 5's	1 Star	28	\$ 11.64	\$ 13.00
	1 Star +	32	\$ 13.69	\$ 14.00
	2 Star	69	\$ 14.23	\$ 15.00
	3 Star	-	\$ -	\$ 17.00
	Totals	129	\$ 13.53	
School Age	1 Star	23	\$ 10.30	\$ 11.00
	1 Star +	20	\$ 10.30	\$ 12.00
	2 Star	64	\$ 12.97	\$ 13.00
	3 Star	-	\$ -	\$ 14.00
	Totals	107	\$ 11.90	
Combined Ages	1 Star	107	\$ 12.49	
	1 Star +	117	\$ 14.25	
	2 Star	257	\$ 15.38	
	3 Star	-	\$ -	
	Totals	481	\$ 14.46	

Child Care Homes				
Age	Star Rating	Filled Slots N =	Mean Rate	DHS Rate
Infants and Toddlers	1 Star	25	\$ 14.49	\$ 14.00
	1 Star +	-	\$ -	\$ 16.00
	2 Star	17	\$ 17.06	\$ 18.00
	3 Star	-	\$ -	\$ 21.00
	Totals	42	\$ 15.53	
2 Through 6	1 Star	56	\$ 12.66	\$ 12.00
	1 Star +	-	\$ -	\$ 14.00
	2 Star	29	\$ 14.83	\$ 15.00
	3 Star	-	\$ -	\$ 17.00
	Totals	85	\$ 13.40	
School Age	1 Star	24	\$ 10.13	\$ 10.00
	1 Star +	-	\$ -	\$ 12.00
	2 Star	9	\$ 12.22	\$ 13.00
	3 Star	-	\$ -	\$ 15.00
	Totals	33	\$ 10.70	
Combined Ages	1 Star	105	\$ 12.52	
	1 Star +	-	\$ -	
	2 Star	55	\$ 15.09	
	3 Star	-	\$ -	
	Totals	160	\$ 13.40	

Appendix F: County Data

County Data - 2003 Market Rate Survey - Pawnee County - 59

Child Care Centers				
Age	Star Rating	Filled Slots N =	Mean Rate	DHS Rate
Infants	1 Star	2	\$ 13.50	\$ 15.00
	1 Star +	-	\$ -	\$ 17.00
	2 Star	-	\$ -	\$ 20.00
	3 Star	-	\$ -	\$ 23.00
	Totals	2	\$ 13.50	
Toddlers	1 Star	9	\$ 13.67	\$ 15.00
	1 Star +	-	\$ -	\$ 17.00
	2 Star	2	\$ 20.00	\$ 19.00
	3 Star	-	\$ -	\$ 22.00
	Totals	11	\$ 14.82	
2's & 3's	1 Star	21	\$ 13.76	\$ 13.00
	1 Star +	-	\$ -	\$ 15.00
	2 Star	20	\$ 15.40	\$ 17.00
	3 Star	-	\$ -	\$ 19.00
	Totals	41	\$ 14.56	
4's & 5's	1 Star	32	\$ 13.88	\$ 13.00
	1 Star +	-	\$ -	\$ 14.00
	2 Star	31	\$ 12.59	\$ 15.00
	3 Star	-	\$ -	\$ 17.00
	Totals	63	\$ 13.25	
School Age	1 Star	-	\$ -	\$ 11.00
	1 Star +	-	\$ -	\$ 12.00
	2 Star	-	\$ -	\$ 13.00
	3 Star	-	\$ -	\$ 14.00
	Totals	-	\$ -	
Combined Ages	1 Star	64	\$ 13.80	
	1 Star +	-	\$ -	
	2 Star	53	\$ 13.93	
	3 Star	-	\$ -	
	Totals	117	\$ 13.86	

Child Care Homes				
Age	Star Rating	Filled Slots N =	Mean Rate	DHS Rate
Infants and Toddlers	1 Star	11	\$ 14.27	\$ 14.00
	1 Star +	-	\$ -	\$ 16.00
	2 Star	-	\$ -	\$ 18.00
	3 Star	-	\$ -	\$ 21.00
	Totals	11	\$ 14.27	
2 Through 6	1 Star	23	\$ 12.74	\$ 12.00
	1 Star +	-	\$ -	\$ 14.00
	2 Star	-	\$ -	\$ 15.00
	3 Star	-	\$ -	\$ 17.00
	Totals	23	\$ 12.74	
School Age	1 Star	4	\$ 10.75	\$ 10.00
	1 Star +	-	\$ -	\$ 12.00
	2 Star	-	\$ -	\$ 13.00
	3 Star	-	\$ -	\$ 15.00
	Totals	4	\$ 10.75	
Combined Ages	1 Star	38	\$ 12.97	
	1 Star +	-	\$ -	
	2 Star	-	\$ -	
	3 Star	-	\$ -	
	Totals	38	\$ 12.97	

Appendix F: County Data

County Data - 2003 Market Rate Survey - Payne County - 60

Child Care Centers				
Age	Star Rating	Filled Slots N =	Mean Rate	DHS Rate
Infants	1 Star	5	\$ 20.40	\$ 15.00
	1 Star +	6	\$ 14.67	\$ 17.00
	2 Star	29	\$ 24.54	\$ 20.00
	3 Star	-	\$ -	\$ 23.00
	Totals	40	\$ 22.54	
Toddlers	1 Star	8	\$ 18.00	\$ 15.00
	1 Star +	19	\$ 14.47	\$ 17.00
	2 Star	65	\$ 23.79	\$ 19.00
	3 Star	-	\$ -	\$ 22.00
	Totals	92	\$ 21.36	
2's & 3's	1 Star	95	\$ 17.20	\$ 13.00
	1 Star +	69	\$ 13.30	\$ 15.00
	2 Star	165	\$ 18.00	\$ 17.00
	3 Star	-	\$ -	\$ 19.00
	Totals	329	\$ 16.78	
4's & 5's	1 Star	83	\$ 18.99	\$ 13.00
	1 Star +	58	\$ 13.61	\$ 14.00
	2 Star	159	\$ 16.65	\$ 15.00
	3 Star	-	\$ -	\$ 17.00
	Totals	300	\$ 16.71	
School Age	1 Star	-	\$ -	\$ 11.00
	1 Star +	32	\$ 9.75	\$ 12.00
	2 Star	64	\$ 9.19	\$ 13.00
	3 Star	-	\$ -	\$ 14.00
	Totals	96	\$ 9.38	
Combined Ages	1 Star	191	\$ 18.10	
	1 Star +	184	\$ 12.95	
	2 Star	482	\$ 17.56	
	3 Star	-	\$ -	
	Totals	857	\$ 16.69	

Child Care Homes				
Age	Star Rating	Filled Slots N =	Mean Rate	DHS Rate
Infants and Toddlers	1 Star	73	\$ 17.22	\$ 14.00
	1 Star +	30	\$ 18.93	\$ 16.00
	2 Star	22	\$ 18.59	\$ 18.00
	3 Star	-	\$ -	\$ 21.00
	Totals	125	\$ 17.87	
2 Through 6	1 Star	104	\$ 16.04	\$ 12.00
	1 Star +	54	\$ 16.06	\$ 14.00
	2 Star	47	\$ 17.21	\$ 15.00
	3 Star	-	\$ -	\$ 17.00
	Totals	205	\$ 16.31	
School Age	1 Star	20	\$ 12.40	\$ 10.00
	1 Star +	10	\$ 15.00	\$ 12.00
	2 Star	9	\$ 14.33	\$ 13.00
	3 Star	-	\$ -	\$ 15.00
	Totals	39	\$ 13.51	
Combined Ages	1 Star	197	\$ 16.11	
	1 Star +	94	\$ 16.86	
	2 Star	78	\$ 17.27	
	3 Star	-	\$ -	
	Totals	369	\$ 16.54	

Appendix F: County Data

County Data - 2003 Market Rate Survey - Pittsburg County - 61

Child Care Centers				
Age	Star Rating	Filled Slots N =	Mean Rate	DHS Rate
Infants	1 Star	2	\$ 14.50	\$ 15.00
	1 Star +	3	\$ 17.00	\$ 17.00
	2 Star	24	\$ 15.76	\$ 20.00
	3 Star	1	\$ 16.20	\$ 23.00
	Totals	30	\$ 15.81	
Toddlers	1 Star	7	\$ 16.00	\$ 15.00
	1 Star +	9	\$ 17.00	\$ 17.00
	2 Star	29	\$ 14.37	\$ 19.00
	3 Star	7	\$ 16.20	\$ 22.00
	Totals	52	\$ 15.29	
2's & 3's	1 Star	13	\$ 13.31	\$ 13.00
	1 Star +	10	\$ 15.00	\$ 15.00
	2 Star	83	\$ 14.64	\$ 17.00
	3 Star	23	\$ 15.24	\$ 19.00
	Totals	129	\$ 14.64	
4's & 5's	1 Star	16	\$ 11.94	\$ 13.00
	1 Star +	7	\$ 15.00	\$ 14.00
	2 Star	64	\$ 12.92	\$ 15.00
	3 Star	18	\$ 13.13	\$ 17.00
	Totals	105	\$ 12.95	
School Age	1 Star	23	\$ 11.74	\$ 11.00
	1 Star +	-	\$ -	\$ 12.00
	2 Star	7	\$ 10.60	\$ 13.00
	3 Star	-	\$ -	\$ 14.00
	Totals	30	\$ 11.47	
Combined Ages	1 Star	61	\$ 12.71	
	1 Star +	29	\$ 15.83	
	2 Star	207	\$ 14.06	
	3 Star	49	\$ 14.62	
	Totals	346	\$ 14.05	

Child Care Homes				
Age	Star Rating	Filled Slots N =	Mean Rate	DHS Rate
Infants and Toddlers	1 Star	42	\$ 14.23	\$ 14.00
	1 Star +	1	\$ 19.20	\$ 16.00
	2 Star	14	\$ 17.57	\$ 18.00
	3 Star	-	\$ -	\$ 21.00
	Totals	57	\$ 15.14	
2 Through 6	1 Star	92	\$ 12.75	\$ 12.00
	1 Star +	7	\$ 13.14	\$ 14.00
	2 Star	30	\$ 15.10	\$ 15.00
	3 Star	-	\$ -	\$ 17.00
	Totals	129	\$ 13.32	
School Age	1 Star	13	\$ 10.46	\$ 10.00
	1 Star +	4	\$ 12.00	\$ 12.00
	2 Star	15	\$ 14.07	\$ 13.00
	3 Star	-	\$ -	\$ 15.00
	Totals	32	\$ 12.34	
Combined Ages	1 Star	147	\$ 12.97	
	1 Star +	12	\$ 13.27	
	2 Star	59	\$ 15.42	
	3 Star	-	\$ -	
	Totals	218	\$ 13.65	

Appendix F: County Data

County Data - 2003 Market Rate Survey - Pontotoc County - 62

Child Care Centers				
Age	Star Rating	Filled Slots N =	Mean Rate	DHS Rate
Infants	1 Star	18	\$ 14.40	\$ 15.00
	1 Star +	14	\$ 15.71	\$ 17.00
	2 Star	22	\$ 17.87	\$ 20.00
	3 Star	-	\$ -	\$ 23.00
	Totals	54	\$ 16.15	
Toddlers	1 Star	32	\$ 14.44	\$ 15.00
	1 Star +	36	\$ 15.81	\$ 17.00
	2 Star	43	\$ 17.92	\$ 19.00
	3 Star	-	\$ -	\$ 22.00
	Totals	111	\$ 16.23	
2's & 3's	1 Star	91	\$ 12.09	\$ 13.00
	1 Star +	100	\$ 14.17	\$ 15.00
	2 Star	78	\$ 15.73	\$ 17.00
	3 Star	-	\$ -	\$ 19.00
	Totals	269	\$ 13.92	
4's & 5's	1 Star	36	\$ 11.58	\$ 13.00
	1 Star +	26	\$ 13.27	\$ 14.00
	2 Star	35	\$ 15.86	\$ 15.00
	3 Star	-	\$ -	\$ 17.00
	Totals	97	\$ 13.58	
School Age	1 Star	35	\$ 11.00	\$ 11.00
	1 Star +	26	\$ 11.92	\$ 12.00
	2 Star	34	\$ 13.88	\$ 13.00
	3 Star	-	\$ -	\$ 14.00
	Totals	95	\$ 12.28	
Combined Ages	1 Star	212	\$ 12.37	
	1 Star +	202	\$ 14.16	
	2 Star	212	\$ 16.12	
	3 Star	-	\$ -	
	Totals	626	\$ 14.22	

Child Care Homes				
Age	Star Rating	Filled Slots N =	Mean Rate	DHS Rate
Infants and Toddlers	1 Star	12	\$ 14.50	\$ 14.00
	1 Star +	12	\$ 15.33	\$ 16.00
	2 Star	16	\$ 15.50	\$ 18.00
	3 Star	-	\$ -	\$ 21.00
	Totals	40	\$ 15.15	
2 Through 6	1 Star	12	\$ 11.67	\$ 12.00
	1 Star +	16	\$ 14.00	\$ 14.00
	2 Star	16	\$ 14.25	\$ 15.00
	3 Star	-	\$ -	\$ 17.00
	Totals	44	\$ 13.46	
School Age	1 Star	-	\$ -	\$ 10.00
	1 Star +	5	\$ 13.60	\$ 12.00
	2 Star	-	\$ -	\$ 13.00
	3 Star	-	\$ -	\$ 15.00
	Totals	5	\$ 13.60	
Combined Ages	1 Star	24	\$ 13.09	
	1 Star +	33	\$ 14.42	
	2 Star	32	\$ 14.88	
	3 Star	-	\$ -	
	Totals	89	\$ 14.22	

Appendix F: County Data

County Data - 2003 Market Rate Survey - Pottawatomie County - 63

Child Care Centers				
Age	Star Rating	Filled Slots N =	Mean Rate	DHS Rate
Infants	1 Star	8	\$ 16.25	\$ 15.00
	1 Star +	18	\$ 15.53	\$ 17.00
	2 Star	25	\$ 16.88	\$ 20.00
	3 Star	-	\$ -	\$ 23.00
	Totals	51	\$ 16.30	
Toddlers	1 Star	33	\$ 16.21	\$ 15.00
	1 Star +	41	\$ 16.13	\$ 17.00
	2 Star	41	\$ 16.78	\$ 19.00
	3 Star	-	\$ -	\$ 22.00
	Totals	115	\$ 16.38	
2's & 3's	1 Star	81	\$ 14.31	\$ 13.00
	1 Star +	134	\$ 14.68	\$ 15.00
	2 Star	149	\$ 14.54	\$ 17.00
	3 Star	-	\$ -	\$ 19.00
	Totals	364	\$ 14.54	
4's & 5's	1 Star	75	\$ 13.27	\$ 13.00
	1 Star +	107	\$ 14.58	\$ 14.00
	2 Star	135	\$ 12.70	\$ 15.00
	3 Star	-	\$ -	\$ 17.00
	Totals	317	\$ 13.47	
School Age	1 Star	72	\$ 10.01	\$ 11.00
	1 Star +	35	\$ 11.69	\$ 12.00
	2 Star	120	\$ 11.40	\$ 13.00
	3 Star	-	\$ -	\$ 14.00
	Totals	227	\$ 11.00	
Combined Ages	1 Star	269	\$ 13.16	
	1 Star +	335	\$ 14.56	
	2 Star	470	\$ 13.53	
	3 Star	-	\$ -	
	Totals	1,074	\$ 13.76	

Child Care Homes				
Age	Star Rating	Filled Slots N =	Mean Rate	DHS Rate
Infants and Toddlers	1 Star	40	\$ 14.30	\$ 14.00
	1 Star +	16	\$ 14.88	\$ 16.00
	2 Star	18	\$ 17.17	\$ 18.00
	3 Star	-	\$ -	\$ 21.00
Totals	74	\$ 15.12		
2 Through 6	1 Star	79	\$ 12.20	\$ 12.00
	1 Star +	32	\$ 13.69	\$ 14.00
	2 Star	43	\$ 15.21	\$ 15.00
	3 Star	-	\$ -	\$ 17.00
	Totals	154	\$ 13.35	
School Age	1 Star	15	\$ 11.47	\$ 10.00
	1 Star +	-	\$ -	\$ 12.00
	2 Star	6	\$ 13.33	\$ 13.00
	3 Star	-	\$ -	\$ 15.00
	Totals	21	\$ 12.00	
Combined Ages	1 Star	134	\$ 12.75	
	1 Star +	48	\$ 14.09	
	2 Star	67	\$ 15.57	
	3 Star	-	\$ -	
	Totals	249	\$ 13.76	

Appendix F: County Data

County Data - 2003 Market Rate Survey - Pushmataha County - 64

Child Care Centers				
Age	Star Rating	Filled Slots N =	Mean Rate	DHS Rate
Infants	1 Star	-	\$ -	\$ 15.00
	1 Star +	2	\$ 14.50	\$ 17.00
	2 Star	1	\$ 20.00	\$ 20.00
	3 Star	-	\$ -	\$ 23.00
	Totals	3	\$ 16.33	
Toddlers	1 Star	-	\$ -	\$ 15.00
	1 Star +	12	\$ 14.92	\$ 17.00
	2 Star	12	\$ 20.00	\$ 19.00
	3 Star	-	\$ -	\$ 22.00
	Totals	24	\$ 17.46	
2's & 3's	1 Star	-	\$ -	\$ 13.00
	1 Star +	16	\$ 14.81	\$ 15.00
	2 Star	14	\$ 18.00	\$ 17.00
	3 Star	-	\$ -	\$ 19.00
	Totals	30	\$ 16.30	
4's & 5's	1 Star	-	\$ -	\$ 13.00
	1 Star +	8	\$ 15.75	\$ 14.00
	2 Star	3	\$ 18.00	\$ 15.00
	3 Star	-	\$ -	\$ 17.00
	Totals	11	\$ 16.36	
School Age	1 Star	-	\$ -	\$ 11.00
	1 Star +	6	\$ 15.00	\$ 12.00
	2 Star	-	\$ -	\$ 13.00
	3 Star	-	\$ -	\$ 14.00
	Totals	6	\$ 15.00	
Combined Ages	1 Star	-	\$ -	
	1 Star +	44	\$ 15.02	
	2 Star	30	\$ 18.87	
	3 Star	-	\$ -	
	Totals	74	\$ 16.58	

Child Care Homes				
Age	Star Rating	Filled Slots N =	Mean Rate	DHS Rate
Infants and Toddlers	1 Star	-	\$ -	\$ 14.00
	1 Star +	-	\$ -	\$ 16.00
	2 Star	2	\$ 12.00	\$ 18.00
	3 Star	-	\$ -	\$ 21.00
	Totals	2	\$ 12.00	
2 Through 6	1 Star	-	\$ -	\$ 12.00
	1 Star +	-	\$ -	\$ 14.00
	2 Star	5	\$ 12.00	\$ 15.00
	3 Star	-	\$ -	\$ 17.00
	Totals	5	\$ 12.00	
School Age	1 Star	-	\$ -	\$ 10.00
	1 Star +	-	\$ -	\$ 12.00
	2 Star	-	\$ -	\$ 13.00
	3 Star	-	\$ -	\$ 15.00
	Totals	-	\$ -	
Combined Ages	1 Star	-	\$ -	
	1 Star +	-	\$ -	
	2 Star	7	\$ 12.00	
	3 Star	-	\$ -	
	Totals	7	\$ 12.00	

Appendix F: County Data

County Data - 2003 Market Rate Survey - Roger Mills County - 65

Child Care Centers				
Age	Star Rating	Filled Slots N =	Mean Rate	DHS Rate
Infants	1 Star	-	\$ -	\$ 15.00
	1 Star +	-	\$ -	\$ 17.00
	2 Star	-	\$ -	\$ 20.00
	3 Star	-	\$ -	\$ 23.00
	Totals	-	\$ -	
Toddlers	1 Star	2	\$ 13.00	\$ 15.00
	1 Star +	-	\$ -	\$ 17.00
	2 Star	-	\$ -	\$ 19.00
	3 Star	-	\$ -	\$ 22.00
	Totals	2	\$ 13.00	
2's & 3's	1 Star	2	\$ 11.00	\$ 13.00
	1 Star +	-	\$ -	\$ 15.00
	2 Star	-	\$ -	\$ 17.00
	3 Star	-	\$ -	\$ 19.00
	Totals	2	\$ 11.00	
4's & 5's	1 Star	3	\$ 11.00	\$ 13.00
	1 Star +	-	\$ -	\$ 14.00
	2 Star	-	\$ -	\$ 15.00
	3 Star	-	\$ -	\$ 17.00
	Totals	3	\$ 11.00	
School Age	1 Star	-	\$ -	\$ 11.00
	1 Star +	-	\$ -	\$ 12.00
	2 Star	-	\$ -	\$ 13.00
	3 Star	-	\$ -	\$ 14.00
	Totals	-	\$ -	
Combined Ages	1 Star	7	\$ 11.57	
	1 Star +	-	\$ -	
	2 Star	-	\$ -	
	3 Star	-	\$ -	
	Totals	7	\$ 11.57	

Child Care Homes				
Age	Star Rating	Filled Slots N =	Mean Rate	DHS Rate
Infants and Toddlers	1 Star	7	\$ 12.43	\$ 14.00
	1 Star +	-	\$ -	\$ 16.00
	2 Star	-	\$ -	\$ 18.00
	3 Star	-	\$ -	\$ 21.00
	Totals	7	\$ 12.43	
2 Through 6	1 Star	16	\$ 10.50	\$ 12.00
	1 Star +	-	\$ -	\$ 14.00
	2 Star	-	\$ -	\$ 15.00
	3 Star	-	\$ -	\$ 17.00
	Totals	16	\$ 10.50	
School Age	1 Star	-	\$ -	\$ 10.00
	1 Star +	-	\$ -	\$ 12.00
	2 Star	-	\$ -	\$ 13.00
	3 Star	-	\$ -	\$ 15.00
	Totals	-	\$ -	
Combined Ages	1 Star	23	\$ 11.09	
	1 Star +	-	\$ -	
	2 Star	-	\$ -	
	3 Star	-	\$ -	
	Totals	23	\$ 11.09	

Appendix F: County Data

County Data - 2003 Market Rate Survey - Rogers County - 66

Child Care Centers				
Age	Star Rating	Filled Slots N =	Mean Rate	DHS Rate
Infants	1 Star	4	\$ 16.00	\$ 15.00
	1 Star +	7	\$ 17.43	\$ 17.00
	2 Star	8	\$ 15.00	\$ 20.00
	3 Star	-	\$ -	\$ 23.00
	Totals	19	\$ 16.11	
Toddlers	1 Star	8	\$ 16.00	\$ 15.00
	1 Star +	18	\$ 20.67	\$ 17.00
	2 Star	12	\$ 15.00	\$ 19.00
	3 Star	-	\$ -	\$ 22.00
	Totals	38	\$ 17.90	
2's & 3's	1 Star	74	\$ 15.27	\$ 13.00
	1 Star +	93	\$ 15.52	\$ 15.00
	2 Star	50	\$ 14.32	\$ 17.00
	3 Star	-	\$ -	\$ 19.00
	Totals	217	\$ 15.16	
4's & 5's	1 Star	93	\$ 14.43	\$ 13.00
	1 Star +	135	\$ 15.23	\$ 14.00
	2 Star	92	\$ 13.43	\$ 15.00
	3 Star	-	\$ -	\$ 17.00
	Totals	320	\$ 14.48	
School Age	1 Star	58	\$ 11.86	\$ 11.00
	1 Star +	36	\$ 12.00	\$ 12.00
	2 Star	40	\$ 7.00	\$ 13.00
	3 Star	-	\$ -	\$ 14.00
	Totals	134	\$ 10.45	
Combined Ages	1 Star	237	\$ 14.14	
	1 Star +	289	\$ 15.31	
	2 Star	202	\$ 12.53	
	3 Star	-	\$ -	
	Totals	728	\$ 14.16	

Child Care Homes				
Age	Star Rating	Filled Slots N =	Mean Rate	DHS Rate
Infants and Toddlers	1 Star	44	\$ 16.89	\$ 14.00
	1 Star +	7	\$ 16.14	\$ 16.00
	2 Star	10	\$ 18.20	\$ 18.00
	3 Star	-	\$ -	\$ 21.00
	Totals	61	\$ 17.02	
2 Through 6	1 Star	78	\$ 15.88	\$ 12.00
	1 Star +	3	\$ 16.13	\$ 14.00
	2 Star	38	\$ 16.00	\$ 15.00
	3 Star	-	\$ -	\$ 17.00
	Totals	119	\$ 15.92	
School Age	1 Star	13	\$ 12.92	\$ 10.00
	1 Star +	-	\$ -	\$ 12.00
	2 Star	2	\$ 15.00	\$ 13.00
	3 Star	-	\$ -	\$ 15.00
	Totals	15	\$ 13.20	
Combined Ages	1 Star	135	\$ 15.92	
	1 Star +	10	\$ 16.14	
	2 Star	50	\$ 16.40	
	3 Star	-	\$ -	
	Totals	195	\$ 16.06	

Appendix F: County Data

County Data - 2003 Market Rate Survey - Seminole County - 67

Child Care Centers				
Age	Star Rating	Filled Slots N =	Mean Rate	DHS Rate
Infants	1 Star	6	\$ 15.00	\$ 15.00
	1 Star +	8	\$ 17.00	\$ 17.00
	2 Star	11	\$ 17.62	\$ 20.00
	3 Star	-	\$ -	\$ 23.00
	Totals	25	\$ 16.79	
Toddlers	1 Star	9	\$ 13.33	\$ 15.00
	1 Star +	20	\$ 16.80	\$ 17.00
	2 Star	26	\$ 15.38	\$ 19.00
	3 Star	-	\$ -	\$ 22.00
	Totals	55	\$ 15.56	
2's & 3's	1 Star	16	\$ 11.56	\$ 13.00
	1 Star +	45	\$ 13.80	\$ 15.00
	2 Star	61	\$ 14.55	\$ 17.00
	3 Star	-	\$ -	\$ 19.00
	Totals	122	\$ 13.88	
4's & 5's	1 Star	3	\$ 10.00	\$ 13.00
	1 Star +	23	\$ 12.96	\$ 14.00
	2 Star	17	\$ 14.04	\$ 15.00
	3 Star	-	\$ -	\$ 17.00
	Totals	43	\$ 13.18	
School Age	1 Star	4	\$ 12.00	\$ 11.00
	1 Star +	46	\$ 8.39	\$ 12.00
	2 Star	-	\$ -	\$ 13.00
	3 Star	-	\$ -	\$ 14.00
	Totals	50	\$ 8.68	
Combined Ages	1 Star	38	\$ 12.45	
	1 Star +	142	\$ 12.51	
	2 Star	115	\$ 14.96	
	3 Star	-	\$ -	
	Totals	295	\$ 13.46	

Child Care Homes				
Age	Star Rating	Filled Slots N =	Mean Rate	DHS Rate
Infants and Toddlers	1 Star	35	\$ 12.80	\$ 14.00
	1 Star +	6	\$ 16.00	\$ 16.00
	2 Star	1	\$ 18.00	\$ 18.00
	3 Star	-	\$ -	\$ 21.00
	Totals	42	\$ 13.38	
2 Through 6	1 Star	28	\$ 10.71	\$ 12.00
	1 Star +	5	\$ 14.40	\$ 14.00
	2 Star	8	\$ 15.00	\$ 15.00
	3 Star	-	\$ -	\$ 17.00
	Totals	41	\$ 12.00	
School Age	1 Star	10	\$ 10.00	\$ 10.00
	1 Star +	2	\$ 12.00	\$ 12.00
	2 Star	-	\$ -	\$ 13.00
	3 Star	-	\$ -	\$ 15.00
	Totals	12	\$ 10.33	
Combined Ages	1 Star	73	\$ 11.61	
	1 Star +	13	\$ 14.77	
	2 Star	9	\$ 15.33	
	3 Star	-	\$ -	
	Totals	95	\$ 12.40	

Appendix F: County Data

County Data - 2003 Market Rate Survey - Sequoyah County - 68

Child Care Centers				
Age	Star Rating	Filled Slots N =	Mean Rate	DHS Rate
Infants	1 Star	1	\$ 18.00	\$ 15.00
	1 Star +	4	\$ 13.50	\$ 17.00
	2 Star	21	\$ 17.14	\$ 20.00
	3 Star	-	\$ -	\$ 23.00
	Totals	26	\$ 16.62	
Toddlers	1 Star	8	\$ 18.00	\$ 15.00
	1 Star +	12	\$ 13.00	\$ 17.00
	2 Star	47	\$ 18.34	\$ 19.00
	3 Star	-	\$ -	\$ 22.00
	Totals	67	\$ 17.34	
2's & 3's	1 Star	12	\$ 13.00	\$ 13.00
	1 Star +	32	\$ 11.19	\$ 15.00
	2 Star	124	\$ 15.20	\$ 17.00
	3 Star	-	\$ -	\$ 19.00
	Totals	168	\$ 14.28	
4's & 5's	1 Star	21	\$ 13.00	\$ 13.00
	1 Star +	25	\$ 11.40	\$ 14.00
	2 Star	111	\$ 13.46	\$ 15.00
	3 Star	-	\$ -	\$ 17.00
	Totals	157	\$ 13.07	
School Age	1 Star	1	\$ 13.00	\$ 11.00
	1 Star +	9	\$ 11.00	\$ 12.00
	2 Star	101	\$ 11.19	\$ 13.00
	3 Star	-	\$ -	\$ 14.00
	Totals	111	\$ 11.19	
Combined Ages	1 Star	43	\$ 14.05	
	1 Star +	82	\$ 11.61	
	2 Star	404	\$ 14.19	
	3 Star	-	\$ -	
	Totals	529	\$ 13.78	

Child Care Homes				
Age	Star Rating	Filled Slots N =	Mean Rate	DHS Rate
Infants and Toddlers	1 Star	25	\$ 13.56	\$ 14.00
	1 Star +	8	\$ 15.25	\$ 16.00
	2 Star	10	\$ 18.40	\$ 18.00
	3 Star	-	\$ -	\$ 21.00
	Totals	43	\$ 15.00	
2 Through 6	1 Star	48	\$ 12.90	\$ 12.00
	1 Star +	24	\$ 13.21	\$ 14.00
	2 Star	13	\$ 15.31	\$ 15.00
	3 Star	-	\$ -	\$ 17.00
	Totals	85	\$ 13.36	
School Age	1 Star	16	\$ 13.56	\$ 10.00
	1 Star +	2	\$ 12.00	\$ 12.00
	2 Star	8	\$ 12.00	\$ 13.00
	3 Star	-	\$ -	\$ 15.00
	Totals	26	\$ 12.96	
Combined Ages	1 Star	89	\$ 13.20	
	1 Star +	34	\$ 13.62	
	2 Star	31	\$ 15.45	
	3 Star	-	\$ -	
	Totals	154	\$ 13.75	

Appendix F: County Data

County Data - 2003 Market Rate Survey - Stephens County - 69

Child Care Centers				
Age	Star Rating	Filled Slots N =	Mean Rate	DHS Rate
Infants	1 Star	7	\$ 15.43	\$ 15.00
	1 Star +	8	\$ 15.38	\$ 17.00
	2 Star	21	\$ 17.24	\$ 20.00
	3 Star	-	\$ -	\$ 23.00
	Totals	36	\$ 16.47	
Toddlers	1 Star	17	\$ 15.53	\$ 15.00
	1 Star +	19	\$ 15.11	\$ 17.00
	2 Star	34	\$ 17.26	\$ 19.00
	3 Star	-	\$ -	\$ 22.00
	Totals	70	\$ 16.26	
2's & 3's	1 Star	44	\$ 14.73	\$ 13.00
	1 Star +	59	\$ 14.39	\$ 15.00
	2 Star	94	\$ 14.87	\$ 17.00
	3 Star	-	\$ -	\$ 19.00
	Totals	197	\$ 14.69	
4's & 5's	1 Star	34	\$ 15.00	\$ 13.00
	1 Star +	35	\$ 13.20	\$ 14.00
	2 Star	81	\$ 13.65	\$ 15.00
	3 Star	-	\$ -	\$ 17.00
	Totals	150	\$ 13.85	
School Age	1 Star	42	\$ 14.69	\$ 11.00
	1 Star +	15	\$ 9.67	\$ 12.00
	2 Star	22	\$ 8.18	\$ 13.00
	3 Star	-	\$ -	\$ 14.00
	Totals	79	\$ 11.92	
Combined Ages	1 Star	144	\$ 14.91	
	1 Star +	136	\$ 13.72	
	2 Star	252	\$ 14.41	
	3 Star	-	\$ -	
	Totals	532	\$ 14.37	

Child Care Homes				
Age	Star Rating	Filled Slots N =	Mean Rate	DHS Rate
Infants and Toddlers	1 Star	15	\$ 13.60	\$ 14.00
	1 Star +	7	\$ 13.86	\$ 16.00
	2 Star	6	\$ 16.33	\$ 18.00
	3 Star	-	\$ -	\$ 21.00
	Totals	28	\$ 14.25	
2 Through 6	1 Star	57	\$ 12.88	\$ 12.00
	1 Star +	13	\$ 13.77	\$ 14.00
	2 Star	14	\$ 15.21	\$ 15.00
	3 Star	-	\$ -	\$ 17.00
	Totals	84	\$ 13.41	
School Age	1 Star	11	\$ 11.45	\$ 10.00
	1 Star +	5	\$ 14.00	\$ 12.00
	2 Star	-	\$ -	\$ 13.00
	3 Star	-	\$ -	\$ 15.00
	Totals	16	\$ 12.25	
Combined Ages	1 Star	83	\$ 12.82	
	1 Star +	25	\$ 13.84	
	2 Star	20	\$ 15.55	
	3 Star	-	\$ -	
	Totals	128	\$ 13.45	

Appendix F: County Data

County Data - 2003 Market Rate Survey - Texas County - 70

Child Care Centers				
Age	Star Rating	Filled Slots N =	Mean Rate	DHS Rate
Infants	1 Star	7	\$ 16.57	\$ 15.00
	1 Star +	1	\$ 15.00	\$ 17.00
	2 Star	6	\$ 15.50	\$ 20.00
	3 Star	-	\$ -	\$ 23.00
	Totals	14	\$ 16.00	
Toddlers	1 Star	15	\$ 16.26	\$ 15.00
	1 Star +	9	\$ 15.00	\$ 17.00
	2 Star	12	\$ 15.50	\$ 19.00
	3 Star	-	\$ -	\$ 22.00
	Totals	36	\$ 15.69	
2's & 3's	1 Star	38	\$ 15.29	\$ 13.00
	1 Star +	16	\$ 13.78	\$ 15.00
	2 Star	24	\$ 14.00	\$ 17.00
	3 Star	-	\$ -	\$ 19.00
	Totals	78	\$ 14.58	
4's & 5's	1 Star	18	\$ 14.11	\$ 13.00
	1 Star +	14	\$ 13.00	\$ 14.00
	2 Star	38	\$ 14.00	\$ 15.00
	3 Star	-	\$ -	\$ 17.00
	Totals	70	\$ 13.83	
School Age	1 Star	2	\$ 14.00	\$ 11.00
	1 Star +	-	\$ -	\$ 12.00
	2 Star	-	\$ -	\$ 13.00
	3 Star	-	\$ -	\$ 14.00
	Totals	2	\$ 14.00	
Combined Ages	1 Star	80	\$ 15.29	
	1 Star +	40	\$ 13.81	
	2 Star	80	\$ 14.34	
	3 Star	-	\$ -	
	Totals	200	\$ 14.61	

Child Care Homes				
Age	Star Rating	Filled Slots N =	Mean Rate	DHS Rate
Infants and Toddlers	1 Star	29	\$ 13.70	\$ 14.00
	1 Star +	2	\$ 13.50	\$ 16.00
	2 Star	-	\$ -	\$ 18.00
	3 Star	-	\$ -	\$ 21.00
	Totals	31	\$ 13.69	
2 Through 6	1 Star	78	\$ 12.64	\$ 12.00
	1 Star +	11	\$ 13.45	\$ 14.00
	2 Star	-	\$ -	\$ 15.00
	3 Star	-	\$ -	\$ 17.00
	Totals	89	\$ 12.74	
School Age	1 Star	7	\$ 10.71	\$ 10.00
	1 Star +	-	\$ -	\$ 12.00
	2 Star	-	\$ -	\$ 13.00
	3 Star	-	\$ -	\$ 15.00
	Totals	7	\$ 10.71	
Combined Ages	1 Star	114	\$ 12.79	
	1 Star +	13	\$ 13.46	
	2 Star	-	\$ -	
	3 Star	-	\$ -	
	Totals	127	\$ 12.86	

Appendix F: County Data

County Data - 2003 Market Rate Survey - Tillman County - 71

Child Care Centers				
Age	Star Rating	Filled Slots N =	Mean Rate	DHS Rate
Infants	1 Star	-	\$ -	\$ 15.00
	1 Star +	5	\$ 14.00	\$ 17.00
	2 Star	-	\$ -	\$ 20.00
	3 Star	-	\$ -	\$ 23.00
	Totals	5	\$ 14.00	
Toddlers	1 Star	-	\$ -	\$ 15.00
	1 Star +	10	\$ 14.00	\$ 17.00
	2 Star	-	\$ -	\$ 19.00
	3 Star	-	\$ -	\$ 22.00
	Totals	10	\$ 14.00	
2's & 3's	1 Star	-	\$ -	\$ 13.00
	1 Star +	19	\$ 12.53	\$ 15.00
	2 Star	-	\$ -	\$ 17.00
	3 Star	-	\$ -	\$ 19.00
	Totals	19	\$ 12.53	
4's & 5's	1 Star	-	\$ -	\$ 13.00
	1 Star +	8	\$ 12.00	\$ 14.00
	2 Star	-	\$ -	\$ 15.00
	3 Star	-	\$ -	\$ 17.00
	Totals	8	\$ 12.00	
School Age	1 Star	-	\$ -	\$ 11.00
	1 Star +	-	\$ -	\$ 12.00
	2 Star	-	\$ -	\$ 13.00
	3 Star	-	\$ -	\$ 14.00
	Totals	-	\$ -	
Combined Ages	1 Star	-	\$ -	
	1 Star +	42	\$ 12.95	
	2 Star	-	\$ -	
	3 Star	-	\$ -	
	Totals	42	\$ 12.95	

Child Care Homes				
Age	Star Rating	Filled Slots N =	Mean Rate	DHS Rate
Infants and Toddlers	1 Star	14	\$ 12.86	\$ 14.00
	1 Star +	6	\$ 15.00	\$ 16.00
	2 Star	2	\$ 18.00	\$ 18.00
	3 Star	-	\$ -	\$ 21.00
	Totals	22	\$ 13.91	
2 Through 6	1 Star	20	\$ 12.35	\$ 12.00
	1 Star +	3	\$ 12.00	\$ 14.00
	2 Star	4	\$ 15.00	\$ 15.00
	3 Star	-	\$ -	\$ 17.00
	Totals	27	\$ 12.70	
School Age	1 Star	1	\$ 10.00	\$ 10.00
	1 Star +	-	\$ -	\$ 12.00
	2 Star	-	\$ -	\$ 13.00
	3 Star	-	\$ -	\$ 15.00
	Totals	1	\$ 10.00	
Combined Ages	1 Star	35	\$ 12.49	
	1 Star +	9	\$ 14.00	
	2 Star	6	\$ 16.00	
	3 Star	-	\$ -	
	Totals	50	\$ 13.18	

Appendix F: County Data

County Data - 2003 Market Rate Survey - Tulsa County - 72

Child Care Centers				
Age	Star Rating	Filled Slots N =	Mean Rate	DHS Rate
Infants	1 Star	92	\$ 24.61	\$ 15.00
	1 Star +	131	\$ 20.68	\$ 20.00
	2 Star	137	\$ 26.29	\$ 26.00
	3 Star	75	\$ 27.15	\$ 29.00
	Totals	435	\$ 24.39	
Toddlers	1 Star	134	\$ 23.83	\$ 15.00
	1 Star +	241	\$ 22.04	\$ 19.00
	2 Star	302	\$ 26.63	\$ 23.00
	3 Star	149	\$ 27.64	\$ 26.00
	Totals	826	\$ 25.02	
2's & 3's	1 Star	455	\$ 21.41	\$ 13.00
	1 Star +	788	\$ 18.99	\$ 17.00
	2 Star	814	\$ 22.27	\$ 21.00
	3 Star	329	\$ 22.40	\$ 23.00
	Totals	2,386	\$ 21.04	
4's & 5's	1 Star	506	\$ 19.12	\$ 13.00
	1 Star +	769	\$ 18.36	\$ 16.00
	2 Star	655	\$ 20.64	\$ 19.00
	3 Star	375	\$ 19.38	\$ 21.00
	Totals	2,305	\$ 19.34	
School Age	1 Star	434	\$ 13.65	\$ 11.00
	1 Star +	353	\$ 13.82	\$ 14.00
	2 Star	514	\$ 19.63	\$ 16.00
	3 Star	232	\$ 13.12	\$ 17.00
	Totals	1,533	\$ 15.61	
Combined Ages	1 Star	1,621	\$ 19.00	
	1 Star +	2,282	\$ 18.40	
	2 Star	2,422	\$ 22.04	
	3 Star	1,160	\$ 20.55	
	Totals	7,485	\$ 20.04	

Child Care Homes				
Age	Star Rating	Filled Slots N =	Mean Rate	DHS Rate
Infants and Toddlers	1 Star	289	\$ 18.81	\$ 14.00
	1 Star +	111	\$ 18.37	\$ 18.00
	2 Star	137	\$ 22.94	\$ 23.00
	3 Star	9	\$ 26.56	\$ 26.00
	Totals	546	\$ 19.88	
2 Through 6	1 Star	491	\$ 17.04	\$ 12.00
	1 Star +	186	\$ 16.11	\$ 16.00
	2 Star	206	\$ 19.57	\$ 19.00
	3 Star	20	\$ 23.30	\$ 22.00
	Totals	903	\$ 17.56	
School Age	1 Star	101	\$ 11.12	\$ 10.00
	1 Star +	66	\$ 12.45	\$ 12.00
	2 Star	62	\$ 17.58	\$ 15.00
	3 Star	9	\$ 19.89	\$ 17.00
	Totals	238	\$ 13.50	
Combined Ages	1 Star	881	\$ 16.94	
	1 Star +	363	\$ 16.14	
	2 Star	405	\$ 20.41	
	3 Star	38	\$ 23.26	
	Totals	1,687	\$ 17.74	

Appendix F: County Data

County Data - 2003 Market Rate Survey - Wagoner County - 73

Child Care Centers				
Age	Star Rating	Filled Slots N =	Mean Rate	DHS Rate
Infants	1 Star	12	\$ 23.73	\$ 15.00
	1 Star +	1	\$ 20.00	\$ 20.00
	2 Star	12	\$ 22.42	\$ 26.00
	3 Star	-	\$ -	\$ 29.00
	Totals	25	\$ 22.95	
Toddlers	1 Star	18	\$ 27.60	\$ 15.00
	1 Star +	3	\$ 20.00	\$ 19.00
	2 Star	30	\$ 23.40	\$ 23.00
	3 Star	-	\$ -	\$ 26.00
	Totals	51	\$ 24.68	
2's & 3's	1 Star	47	\$ 20.51	\$ 13.00
	1 Star +	11	\$ 14.91	\$ 17.00
	2 Star	86	\$ 17.21	\$ 21.00
	3 Star	-	\$ -	\$ 23.00
	Totals	144	\$ 18.11	
4's & 5's	1 Star	49	\$ 18.66	\$ 13.00
	1 Star +	12	\$ 13.00	\$ 16.00
	2 Star	37	\$ 16.89	\$ 19.00
	3 Star	-	\$ -	\$ 21.00
	Totals	98	\$ 17.30	
School Age	1 Star	30	\$ 9.00	\$ 11.00
	1 Star +	20	\$ 8.00	\$ 14.00
	2 Star	32	\$ 14.38	\$ 16.00
	3 Star	-	\$ -	\$ 17.00
	Totals	82	\$ 10.86	
Combined Ages	1 Star	156	\$ 18.78	
	1 Star +	47	\$ 11.92	
	2 Star	197	\$ 17.95	
	3 Star	-	\$ -	
	Totals	400	\$ 17.57	

Child Care Homes				
Age	Star Rating	Filled Slots N =	Mean Rate	DHS Rate
Infants and Toddlers	1 Star	40	\$ 17.38	\$ 14.00
	1 Star +	9	\$ 16.22	\$ 18.00
	2 Star	25	\$ 21.60	\$ 23.00
	3 Star	1	\$ 26.00	\$ 26.00
	Totals	75	\$ 18.76	
2 Through 6	1 Star	95	\$ 15.13	\$ 12.00
	1 Star +	27	\$ 14.48	\$ 16.00
	2 Star	37	\$ 17.22	\$ 19.00
	3 Star	6	\$ 26.00	\$ 22.00
	Totals	165	\$ 15.89	
School Age	1 Star	26	\$ 10.12	\$ 10.00
	1 Star +	6	\$ 9.67	\$ 12.00
	2 Star	-	\$ -	\$ 15.00
	3 Star	-	\$ -	\$ 17.00
	Totals	32	\$ 10.04	
Combined Ages	1 Star	161	\$ 14.88	
	1 Star +	42	\$ 14.17	
	2 Star	62	\$ 18.99	
	3 Star	7	\$ 26.00	
	Totals	272	\$ 15.99	

Appendix F: County Data

County Data - 2003 Market Rate Survey - Washington County - 74

Child Care Centers				
Age	Star Rating	Filled Slots N =	Mean Rate	DHS Rate
Infants	1 Star	-	\$ -	\$ 15.00
	1 Star +	22	\$ 17.33	\$ 20.00
	2 Star	31	\$ 22.10	\$ 26.00
	3 Star	-	\$ -	\$ 29.00
	Totals	53	\$ 20.12	
Toddlers	1 Star	-	\$ -	\$ 15.00
	1 Star +	44	\$ 17.60	\$ 19.00
	2 Star	78	\$ 22.96	\$ 23.00
	3 Star	-	\$ -	\$ 26.00
	Totals	122	\$ 21.03	
2's & 3's	1 Star	-	\$ -	\$ 13.00
	1 Star +	64	\$ 17.00	\$ 17.00
	2 Star	151	\$ 18.00	\$ 21.00
	3 Star	-	\$ -	\$ 23.00
	Totals	215	\$ 17.71	
4's & 5's	1 Star	-	\$ -	\$ 13.00
	1 Star +	49	\$ 16.33	\$ 16.00
	2 Star	156	\$ 17.25	\$ 19.00
	3 Star	-	\$ -	\$ 21.00
	Totals	205	\$ 17.03	
School Age	1 Star	-	\$ -	\$ 11.00
	1 Star +	7	\$ 12.00	\$ 14.00
	2 Star	86	\$ 13.02	\$ 16.00
	3 Star	-	\$ -	\$ 17.00
	Totals	93	\$ 12.94	
Combined Ages	1 Star	-	\$ -	
	1 Star +	186	\$ 16.82	
	2 Star	502	\$ 17.94	
	3 Star	-	\$ -	
	Totals	688	\$ 17.64	

Child Care Homes				
Age	Star Rating	Filled Slots N =	Mean Rate	DHS Rate
Infants and Toddlers	1 Star	28	\$ 17.00	\$ 14.00
	1 Star +	4	\$ 16.50	\$ 18.00
	2 Star	5	\$ 22.20	\$ 23.00
	3 Star	-	\$ -	\$ 26.00
	Totals	37	\$ 17.65	
2 Through 6	1 Star	69	\$ 15.46	\$ 12.00
	1 Star +	10	\$ 18.10	\$ 16.00
	2 Star	8	\$ 18.50	\$ 19.00
	3 Star	-	\$ -	\$ 22.00
	Totals	87	\$ 16.04	
School Age	1 Star	7	\$ 15.43	\$ 10.00
	1 Star +	-	\$ -	\$ 12.00
	2 Star	2	\$ 15.00	\$ 15.00
	3 Star	-	\$ -	\$ 17.00
	Totals	9	\$ 15.33	
Combined Ages	1 Star	104	\$ 15.87	
	1 Star +	14	\$ 17.64	
	2 Star	15	\$ 19.27	
	3 Star	-	\$ -	
	Totals	133	\$ 16.44	

Appendix F: County Data

County Data - 2003 Market Rate Survey - Washita County - 75

Child Care Centers				
Age	Star Rating	Filled Slots N =	Mean Rate	DHS Rate
Infants	1 Star	-	\$ -	\$ 15.00
	1 Star +	10	\$ 13.60	\$ 17.00
	2 Star	4	\$ 13.00	\$ 20.00
	3 Star	-	\$ -	\$ 23.00
	Totals	14	\$ 13.43	
Toddlers	1 Star	-	\$ -	\$ 15.00
	1 Star +	20	\$ 13.40	\$ 17.00
	2 Star	6	\$ 13.00	\$ 19.00
	3 Star	-	\$ -	\$ 22.00
	Totals	26	\$ 13.31	
2's & 3's	1 Star	-	\$ -	\$ 13.00
	1 Star +	59	\$ 13.17	\$ 15.00
	2 Star	13	\$ 11.46	\$ 17.00
	3 Star	-	\$ -	\$ 19.00
	Totals	72	\$ 12.86	
4's & 5's	1 Star	-	\$ -	\$ 13.00
	1 Star +	41	\$ 13.22	\$ 14.00
	2 Star	12	\$ 10.50	\$ 15.00
	3 Star	-	\$ -	\$ 17.00
	Totals	53	\$ 12.60	
School Age	1 Star	-	\$ -	\$ 11.00
	1 Star +	4	\$ 14.00	\$ 12.00
	2 Star	12	\$ 20.00	\$ 13.00
	3 Star	-	\$ -	\$ 14.00
	Totals	16	\$ 18.50	
Combined Ages	1 Star	-	\$ -	
	1 Star +	134	\$ 13.28	
	2 Star	47	\$ 13.72	
	3 Star	-	\$ -	
	Totals	181	\$ 13.39	

Child Care Homes				
Age	Star Rating	Filled Slots N =	Mean Rate	DHS Rate
Infants and Toddlers	1 Star	-	\$ -	\$ 14.00
	1 Star +	4	\$ 14.25	\$ 16.00
	2 Star	-	\$ -	\$ 18.00
	3 Star	-	\$ -	\$ 21.00
	Totals	4	\$ 14.25	
2 Through 6	1 Star	6	\$ 12.33	\$ 12.00
	1 Star +	5	\$ 14.00	\$ 14.00
	2 Star	-	\$ -	\$ 15.00
	3 Star	-	\$ -	\$ 17.00
	Totals	11	\$ 13.09	
School Age	1 Star	-	\$ -	\$ 10.00
	1 Star +	1	\$ 14.00	\$ 12.00
	2 Star	-	\$ -	\$ 13.00
	3 Star	-	\$ -	\$ 15.00
	Totals	1	\$ 14.00	
Combined Ages	1 Star	6	\$ 12.33	
	1 Star +	10	\$ 14.10	
	2 Star	-	\$ -	
	3 Star	-	\$ -	
	Totals	16	\$ 13.44	

Appendix F: County Data

County Data - 2003 Market Rate Survey - Woods County - 76

Child Care Centers				
Age	Star Rating	Filled Slots N =	Mean Rate	DHS Rate
Infants	1 Star	-	\$ -	\$ 15.00
	1 Star +	-	\$ -	\$ 17.00
	2 Star	2	\$ 16.00	\$ 20.00
	3 Star	6	\$ 30.00	\$ 23.00
	Totals	8	\$ 26.50	
Toddlers	1 Star	-	\$ -	\$ 15.00
	1 Star +	-	\$ -	\$ 17.00
	2 Star	4	\$ 16.00	\$ 19.00
	3 Star	6	\$ 30.00	\$ 22.00
	Totals	10	\$ 24.40	
2's & 3's	1 Star	-	\$ -	\$ 13.00
	1 Star +	-	\$ -	\$ 15.00
	2 Star	12	\$ 15.00	\$ 17.00
	3 Star	20	\$ 23.56	\$ 19.00
	Totals	32	\$ 20.35	
4's & 5's	1 Star	-	\$ -	\$ 13.00
	1 Star +	-	\$ -	\$ 14.00
	2 Star	13	\$ 14.00	\$ 15.00
	3 Star	18	\$ 18.33	\$ 17.00
	Totals	31	\$ 16.51	
School Age	1 Star	-	\$ -	\$ 11.00
	1 Star +	-	\$ -	\$ 12.00
	2 Star	4	\$ 14.00	\$ 13.00
	3 Star	16	\$ 12.00	\$ 14.00
	Totals	20	\$ 12.40	
Combined Ages	1 Star	-	\$ -	
	1 Star +	-	\$ -	
	2 Star	35	\$ 14.69	
	3 Star	66	\$ 20.50	
	Totals	101	\$ 18.49	

Child Care Homes				
Age	Star Rating	Filled Slots N =	Mean Rate	DHS Rate
Infants and Toddlers	1 Star	3	\$ 16.00	\$ 14.00
	1 Star +	9	\$ 16.53	\$ 16.00
	2 Star	4	\$ 19.00	\$ 18.00
	3 Star	-	\$ -	\$ 21.00
	Totals	16	\$ 17.05	
2 Through 6	1 Star	17	\$ 13.76	\$ 12.00
	1 Star +	15	\$ 16.16	\$ 14.00
	2 Star	8	\$ 19.00	\$ 15.00
	3 Star	-	\$ -	\$ 17.00
	Totals	40	\$ 15.71	
School Age	1 Star	-	\$ -	\$ 10.00
	1 Star +	2	\$ 15.80	\$ 12.00
	2 Star	2	\$ 19.00	\$ 13.00
	3 Star	-	\$ -	\$ 15.00
	Totals	4	\$ 17.40	
Combined Ages	1 Star	20	\$ 14.10	
	1 Star +	26	\$ 16.26	
	2 Star	14	\$ 19.00	
	3 Star	-	\$ -	
	Totals	60	\$ 16.18	

Appendix F: County Data

County Data - 2003 Market Rate Survey - Woodward County - 77

Child Care Centers				
Age	Star Rating	Filled Slots N =	Mean Rate	DHS Rate
Infants	1 Star	1	\$ 14.00	\$ 15.00
	1 Star +	6	\$ 14.20	\$ 17.00
	2 Star	-	\$ -	\$ 20.00
	3 Star	-	\$ -	\$ 23.00
	Totals	7	\$ 14.17	
Toddlers	1 Star	1	\$ 14.00	\$ 15.00
	1 Star +	16	\$ 14.30	\$ 17.00
	2 Star	-	\$ -	\$ 19.00
	3 Star	-	\$ -	\$ 22.00
	Totals	17	\$ 14.28	
2's & 3's	1 Star	8	\$ 12.00	\$ 13.00
	1 Star +	34	\$ 13.00	\$ 15.00
	2 Star	16	\$ 13.00	\$ 17.00
	3 Star	-	\$ -	\$ 19.00
	Totals	58	\$ 12.86	
4's & 5's	1 Star	6	\$ 11.33	\$ 13.00
	1 Star +	27	\$ 12.33	\$ 14.00
	2 Star	29	\$ 13.00	\$ 15.00
	3 Star	-	\$ -	\$ 17.00
	Totals	62	\$ 12.55	
School Age	1 Star	2	\$ 8.00	\$ 11.00
	1 Star +	6	\$ 13.00	\$ 12.00
	2 Star	15	\$ 13.00	\$ 13.00
	3 Star	-	\$ -	\$ 14.00
	Totals	23	\$ 12.57	
Combined Ages	1 Star	18	\$ 11.55	
	1 Star +	89	\$ 13.11	
	2 Star	60	\$ 13.00	
	3 Star	-	\$ -	
	Totals	167	\$ 12.90	

Child Care Homes				
Age	Star Rating	Filled Slots N =	Mean Rate	DHS Rate
Infants and Toddlers	1 Star	37	\$ 14.38	\$ 14.00
	1 Star +	2	\$ 19.00	\$ 16.00
	2 Star	25	\$ 19.12	\$ 18.00
	3 Star	-	\$ -	\$ 21.00
	Totals	64	\$ 16.38	
2 Through 6	1 Star	81	\$ 13.00	\$ 12.00
	1 Star +	19	\$ 15.26	\$ 14.00
	2 Star	40	\$ 18.20	\$ 15.00
	3 Star	-	\$ -	\$ 17.00
	Totals	140	\$ 14.79	
School Age	1 Star	7	\$ 10.43	\$ 10.00
	1 Star +	2	\$ 16.00	\$ 12.00
	2 Star	11	\$ 15.00	\$ 13.00
	3 Star	-	\$ -	\$ 15.00
	Totals	20	\$ 13.50	
Combined Ages	1 Star	125	\$ 13.26	
	1 Star +	23	\$ 15.65	
	2 Star	76	\$ 18.04	
	3 Star	-	\$ -	
	Totals	224	\$ 15.13	